



Section of Rheumatology

Boston University School of Medicine Section of Rheumatology



Fellowship Virtual Tour: <https://www.bumc.bu.edu/rheumatology/fellowship/fellowship-virtual-tour/>

Welcome to Boston University Rheumatology Fellowship Program



Program Mission:

The BUMC Rheumatology fellowship program mission is to train rheumatologists who can accurately diagnose both common and rare rheumatic diseases, deliver compassionate care to people with these diseases based on evidence and accounting for the individual's social circumstances, and critically evaluate and engage in emerging research

Program Aims:

- To train fellows in the diagnosis and treatment of both common and rare rheumatic diseases including through multidisciplinary care.
- To expose fellows to research methodologies that include clinical, translational, and basic science research concepts.
- To prepare fellows for the use of imaging technologies in clinical practice.
- To engage fellows in a diverse and multicultural training experience which allows them to understand the impact of social and cultural circumstances on health outcomes.



**BOSTON
UNIVERSITY**

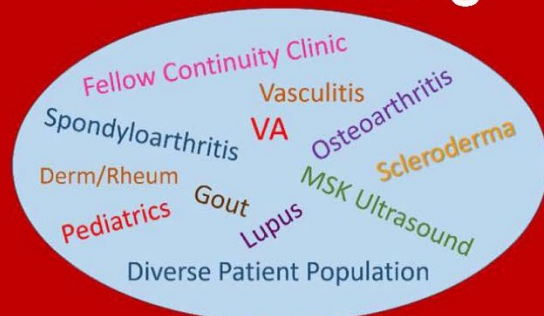
**BOSTON
MEDICAL
CENTER**
EXCEPTIONAL CARE. WITHOUT EXCEPTION.

Rheumatology



FELLOWSHIP PROGRAM

Clinical Training



Education Highlights

MSK US Training Course •
Cadaveric Injections • Board
Review • Physical Exam •
Radiology • Research Training •
Epidemiology/Biostatistics •
Journal Club

Fellow Research Training

Research ACCELERATOR
CTSI
CREST
T32

Faculty Honors & Awards

Tuhina Neogi: 2022 OARSI Clinical Research Award; Honorary doctorate,
Faculty of Medicine of Lund University; Cohen Professor of Rheumatology
David Felson: Evans Distinguished Professor of Medicine
Maureen Dubreuil: Education Chair and Board Member, SPARTAN
Eugene Kissin: ACR Change Maker
Drs. Felson, Kissin: Boston Top Docs

Research

NIH T32 Fellow Research
Training Grant Scholars:
16 in last 10 years

Fellows & Post-Docs:
90%: Academic Careers
32 grants
>190 publications

Want to learn more?

<https://www.bumc.bu.edu/rheumatology/education-fellowship/fellowship/>



Faculty 2021-2022

Publications: >150
Grants: >\$11 million

Faculty Directory 2022

Andreea Bujor, MD, PhD

Assistant Professor of Medicine

Specialty: Scleroderma, gout

Andreea.Bujor@bmc.org 617-358-6783

Monica Crespo-Bosque, MD

Assistant Professor of Medicine

Specialty: Systemic lupus erythematosus

Monica.Crespoi@bmc.org 617-358-9662

Maureen Dubreuil, MD

Assistant Professor of Medicine

Specialty: Epidemiology, spondyloarthritis, pharmacoepidemiology

mdubreui@bu.edu 617-358-9659

David T. Felson, MD, MPH

Professor of Medicine and of Epidemiology, Chief of Clinical Epidemiology

Specialty: Clinical epidemiology/public health/OA

dfelson@bu.edu 617-358-9650

Elizabeth Graef, DO

Instructor of Medicine

Specialty: Gout, systemic lupus erythematosus, systemic sclerosis

egraef@bu.edu 617-358-9663

Kyu Chan Kim, MD

Assistant Professor of Medicine

Specialty: Hip arthritis

bevochan@bu.edu

Eugene Kissin, MD

Professor of Medicine, Fellowship Program Director

Specialty: Education, musculoskeletal ultrasound, spondyloarthritis

eukissin@bu.edu 617-358-3860

Caryn Libbey, MD

Clinical Associate Professor of Medicine

Specialty: Amyloidosis

calibbey@bu.edu

Jean Liew, MD

Assistant Professor of Medicine

Specialty: axSpA and cardiovascular comorbidity

Jean.Liew@bmc.org

Tuhina Neogi, MD, PhD, FRCPC

Professor of Medicine and of Epidemiology, Section Chief Rheumatology

Specialty: Epidemiology, osteoarthritis, gout and other crystal related arthritis, pain mechanisms

tneogi@bu.edu 617-358-9650

Marcin Trojanowski, MD

Assistant Professor of Medicine

Specialty: Scleroderma and CTD-ILD

trojanma@bu.edu 617-358-6784

Michael York, MD

Assistant Professor of Medicine, Clinical Director, Quality Leader

Specialty: Scleroderma, sarcoidosis

mikyork@bu.edu 617-358-3938

Tuhina Neogi, MD, PhD, FRCPC

Professor of Medicine and of Epidemiology
Section Chief, Rheumatology
Section of Rheumatology
Boston University School of Medicine
650 Albany Street, 2nd floor
Boston, MA 02118




Dr. Tuhina Neogi is Chief of Rheumatology at Boston Medical Center, and is a Professor of Medicine and of Epidemiology at Boston University Schools of Medicine (BUSM) and of Public Health (BUSPH). As a rheumatologist and PhD-trained epidemiologist, her research focuses on osteoarthritis and gout, pain mechanisms in osteoarthritis, and methodologic issues of relevance for rheumatic diseases. She is a past chair of the FDA Arthritis Advisory Committee, serves or has served on the boards of international societies (Crystal-Associated Diseases Network (G-CAN), Osteoarthritis Research Society International (OARSI)), and on committees for the American College of Rheumatology (ACR) and International Association for the Study Pain (IASP), among others. Her work was recognized with the 2014 ACR Henry Kunkel Young Investigator Award for outstanding and promising independent contributions to rheumatology research. She has led or engaged in development of new classification criteria for a number of rheumatic diseases, and has led national ACR treatment guidelines for gout and osteoarthritis. In addition to research and clinical care, Dr. Neogi mentors early stage researchers.

Contact:

E: tneogi@bu.edu
T: 617-358-9650
W: <https://profiles.bu.edu/Tuhina.Neogi>
Twitter: [@Tuhina_Neogi](https://twitter.com/Tuhina_Neogi)

Eugene Y. Kissin, MD

Professor of Medicine
Program Director, Rheumatology Fellowship Program
Director, MSK Ultrasound Training
Section of Rheumatology
Boston University School of Medicine
72 East Concord Street, 5th floor
Boston, MA 02118



I serve as the Program Director for the Rheumatology Fellowship Program and have a shared focus in medical education and in musculoskeletal ultrasound development. I helped found and lead the training program for USSONAR, the preeminent group for musculoskeletal ultrasound education in North America. I was selected to the American College of Rheumatology (ACR) Core Expert Panel for appropriateness criteria for musculoskeletal ultrasound use in rheumatology as well as the ACR musculoskeletal ultrasound task force and RhMSUS Development Project for musculoskeletal ultrasound certification. In addition, I am responsible for education of the medical students and residents at Boston University Medical Center. I am currently leading research projects on musculoskeletal examination learning, ultrasound use for diagnostic procedures, and ultrasound use for diagnosis of salivary gland disease.

<https://profiles.bu.edu/Eugene.Kissin>

Andreea Bujor, MD

Assistant Professor of Medicine

Section of Rheumatology
Boston University School of Medicine
72 East Concord Street, 5th floor
Boston, MA 02118




Dr. Andreea Bujor is an Assistant Professor in Boston University Medical Center. She is a clinical rheumatologist and a physician scientist with advanced training in scleroderma. Dr. Bujor is the supervising attending for the first year Rheumatology fellows during their continuity clinic, and is actively engaged in the didactic core curriculum experience. In addition to teaching summer lecture series and the weekly board reviews, Dr. Bujor also mentors fellows in scholarly activities, through her basic and translational research laboratory. Her research in scleroderma myeloid dysfunction and fibrosis has been recognized as outstanding by the Rheumatology Research Foundation, receiving the Investigator Award with Malawista designation in 2020. Additionally, she has received the American Heart Association Career Development Award in 2020, and the Scleroderma Clinical Trials Consortium Travel award in 2019 with her project in scleroderma cardiomyopathy.

<https://profiles.bu.edu/Andreea.Bujor>

Monica Crespo-Bosque, MD

Assistant Professor of Medicine
Co-Director, Rheumatology Multidisciplinary Lupus Program
Section of Rheumatology
Boston University School of Medicine
650 Albany Street, 2nd floor
Boston, MA 02118



Dr. Crespo-Bosque is an Assistant Professor in Boston University Medical Center. She completed her residency at Boston Medical Center, and went on to do her Fellowship at John Hopkins. Dr. Crespo-Bosque became a faculty member in 2019 with a clinical focus is lupus.

Specialty: Lupus

<https://profiles.bu.edu/Monica.CrespoBosque>

Maureen Dubreuil, MD, MSc

Assistant Professor of Medicine
Director, Research Training
Chair, Rheumatology Fellow Research Oversight Committee
Section of Rheumatology
Boston University School of Medicine
650 Albany Street, 2nd floor
Boston, MA 02118



Dr. Dubreuil is a rheumatologist, specializing in spondyloarthritis. She works within the Section of Rheumatology at Boston University School of Medicine, where her research focuses on comorbidities and pharmacoepidemiology of spondyloarthritis. In 2013, she was awarded the Arthritis Foundation Clinical to Research Transition Award and in 2016, she began work on a K23-funded project to study patient preferences and the cost-effectiveness of treatment modalities for spondyloarthritis, to inform both clinical care and policy decisions. She is a member of the Spondyloarthritis Research and Treatment Network (SPARTAN), and of the Assessment of Spondyloarthritis International Society (ASAS), and serves on the Early Career Investigator Subcommittee of the American College of Rheumatology.

<https://profiles.bu.edu/Maureen.Dubreuil>

David Felson, MD, MPH

Professor of Medicine
Director, CTSI Training Program
PI, BU MCRC
Section of Rheumatology
Boston University School of Medicine
650 Albany Street, 2nd floor
Boston, MA 02118



Dr. Felson is the Principal Investigator, Multidisciplinary Clinical Research Center Grant; Director, Clinical Translational Science Award Training Program; Associate Director, Boston University CTSI. His research interests include: understanding how to prevent and treat osteoarthritis. In osteoarthritis, Dr. Felson's interests include studying whether treatments for rheumatic diseases are effective and particularly in osteoarthritis, identifying biomechanical risk factors for disease and testing biomechanical treatments and characterizing MRI features of normal knees and knees with pain. He also studies outcome measurement in rheumatic disease and has focused in this work on rheumatoid arthritis trials.

<https://profiles.bu.edu/David.Felson>

Elizabeth Graef, DO

Instructor

Section of Rheumatology
Boston University School of Medicine
650 Albany Street, 2nd floor
Boston, MA 02118



Dr. Graef is a clinical rheumatologist. Her primary clinical interests include gout, systemic lupus erythematosus, systemic sclerosis, and patient safety.

In addition to her clinical work, Dr. Graef is a current member of the Global Rheumatology Alliance (GRA) and serves on the Clinical and Scientific Committee. Through this international collaborative research group, she has co-authored more than ten publications since March 2020 on topics related to COVID-19. These projects have involved data collected from international surveys of rheumatology trainees and physician reported cases of patients with rheumatic disease who contracted COVID-19. She is currently working on a focused analysis of patients with gout who were entered into the physician registry.

<https://profiles.bu.edu/Elizabeth.Graef>

Kyu Chan Kim, MD

Assistant Professor of Medicine

Section of Rheumatology
Boston University School of Medicine
725 Albany Street, 6th floor
Boston, MA 02118



Kyu Chan Kim, MD is an Instructor of Rheumatology (Arthritis) at Boston University School of Medicine. Dr. Kim attended medical school at Tulane University School of Medicine. He was trained in the Boston University Rheumatology Fellowship. His research interest is in hip osteoarthritis and he has been a recipient of funding from the Rheumatology Research Foundation. He is also a musculoskeletal ultrasound trained rheumatologist and has helped many fellows earn their USSONAR certification.

<https://profiles.bu.edu/KyuChan.Kim>

Caryn Ann Libbey, MD

Associate Professor of Medicine

Section of Rheumatology
Boston University School of Medicine
725 Albany Street, 6th floor
Boston, MA 02118



Caryn Ann Libbey, MD is an Associate Professor of Rheumatology (Arthritis) in the Department of Medicine at Boston University School of Medicine. She also is a practicing rheumatology specialist. She received her MD from Tufts University School of Medicine. Dr. Libbey is board certified in internal Medicine and rheumatology. She has special interest in rheumatoid arthritis, osteoporosis, and amyloidosis, scleroderma, systemic lupus erythematosus, Kawasaki Disease and other rheumatic diseases of the joints, soft tissue, and connective tissue.


Dr. Libbey has been in practice for more than 20 years and has affiliations with Maine Veterans Affairs Medical Center, Southern New Hampshire Medical Center, St. Joseph Hospital-Nashua, Boston Medical Center, Bedford Veterans Affairs Medical Center, Edith Nourse Rogers Memorial Veterans Hospital. She is a preceptor for the Rheumatology Fellows at the VA in addition to presenting at Grand Rounds and Fellows Lectures.

<https://profiles.bu.edu/Caryn.Libbey>

Jean Liew, MD, MS

Assistant Professor of Medicine

Section of Rheumatology
Boston University School of Medicine
650 Albany Street, 2nd floor
Boston, MA 02118



Dr. Jean Liew graduated from the University of Texas at Austin with degrees in Biology and English and went on to earn her MD at the University of Texas Medical Branch in Galveston, TX. She then relocated to the Pacific Northwest to complete an Internal Medicine residency at Oregon Health & Science University in Portland, OR followed by rheumatology fellowship at the University of Washington in Seattle, WA. She concurrently earned an M.S. in Epidemiology through the University of Washington School of Public Health. During her fellowship, the primary focus of her research was in axial spondyloarthritis (axSpA), specifically AS, and cardiovascular comorbidity.

As a member of the COVID-19 Global Rheumatology Alliance (GRA) and a member of its Steering Committee, she is involved in multiple projects relating to data collection, analysis, and dissemination of the impact of the COVID-19 pandemic on individuals with rheumatic disease. In addition to co-authorship on publications from the GRA provider-entered registry, she has co-led a literature review on acute viral respiratory adverse effects of commonly used anti-rheumatic medications, and several peer-reviewed or invited commentaries on data for the use of hydroxychloroquine in COVID-19.

<https://profiles.bu.edu/Jean.Liew>

Maria Trojanowska, PhD

Professor of Medicine
Director, AADRC
Section of Rheumatology
Boston University School of Medicine
72 East Concord Street, 5th floor
Boston, MA 02118



Dr. Trojanowska's research is aimed at understanding the molecular and cellular mechanisms that regulate ECM synthesis in healthy tissues and in pathological conditions such as fibrosis and tumorigenesis. The majority of her studies focus on the pathogenesis of scleroderma, an autoimmune disease characterized by vascular abnormalities and a prominent fibrosis of the skin. Her laboratory uses molecular and cellular approaches and various experimental models to elucidate the mechanisms responsible for uncontrolled ECM deposition and vessel degeneration in scleroderma. The second area of investigation is related to activation of tumor stroma. These studies examine the molecular mechanisms that mediate controlled regulation of ECM turnover in healthy connective tissue and are responsible for dysregulation of this process during tumorigenesis. Recent studies together with Dr. Lafyatis are examining the role of ER stress in systemic sclerosis.

<https://profiles.bu.edu/Maria.Trojanowska>

Marcin Trojanowski, MD

Clinical Assistant Professor of Medicine
Director, Rheumatology Clinic
Director, Scleroderma Program
Section of Rheumatology
Boston University School of Medicine
72 East Concord Street, 5th floor
Boston, MA 02118



Marcin Trojanowski, MD is a Clinical Assistant Professor of Medicine in Rheumatology at Boston University School of Medicine. He has a decade of experience in treatment of systemic sclerosis as well as a passion for medical teaching.

Prior to his arrival at BUMC, Dr. Trojanowski was the head of the Scleroderma Clinic at UAB where he was the primary referral in the region. In this role he carved out a regional role in both systemic sclerosis as well as CTD-ILD. At BUMC, he has overseen an ever expanding role within the scleroderma clinic. He also serves as the Clinical Director of the Division of Rheumatology.

Dr. Trojanowski has worked on many translational and epidemiological research studies such as the Genome Research in African American Scleroderma Patients (GRASP). He has participated in directly sponsored pharmaceutical research as the principle and sub investigator of dozens of drug trials in systemic sclerosis, systemic lupus and more recently COVID 19.

In education, Dr. Trojanowski excelled at UAB as a top ten teacher in the Department of Medicine as well as a leading teacher in the Division of Rheumatology. He was a member of the Strategic Committee on Education at UAB Department of Medicine. At Boston University, Dr. Trojanowski is the director of the rheumatology musculoskeletal module for the second-year medical students and has developed a multidisciplinary problem-based learning module for first-year students.

Chief Clinical Interests: Systemic Sclerosis, Connective Tissue Diseases, and Lung Disease in Connective Tissue Disease

<https://profiles.bu.edu/Marcin.Trojanowski>

Michael R. York, MD

Assistant Professor of Medicine
Co-Director, Rheumatology Multidisciplinary Lupus Program
Section of Rheumatology
Boston University School of Medicine
725 Albany Street, 6th floor
Boston, MA 02118



Our group is currently investigating the role of the innate immune system on the development of systemic sclerosis (scleroderma). This disease is characterized by thick skin and scarring of internal organs such as the lungs as well as vascular problems such as Raynaud's phenomenon, pulmonary hypertension and gangrene. We are trying to determine how the immune system causes these problems and develop new therapeutics to treat this disease.

We are currently focusing on how dysfunction of the patient's immune system occurs and how this leads to vascular and fibrotic disease. We are focusing on receptors of the innate immune system called toll-like receptors that typically recognize viral or bacterial DNA or RNA. Recently it has been found that immune complexes found in patients with systemic lupus erythematosus or scleroderma can trigger these receptors by allowing self-DNA or RNA to enter cells, thereby overcoming some of the protective mechanisms preventing the host to develop an immune response against itself.

<https://profiles.bu.edu/Michael.York>

The Section of Rheumatology has a large, well-funded active research portfolio.

This document contains the following information: overview of the research foci of our faculty; current funded studies; examples of clinical trials; examples of epidemiology/observational datasets/cohorts; biorepository studies/registries; VA studies; examples of completed studies

Overview of Research Foci

Our Clinical Research Program focuses on performing and promoting high-quality research using advanced epidemiologic methods to explore the causes of, therapy for, and consequences of rheumatic and musculoskeletal diseases. Learn more here: <https://www.bumc.bu.edu/bostonmrcr/> and see below for examples of studies.

Our Basic Science and Translational Research Program focuses on performing and promoting high-quality research to identify novel pathways and mechanisms of relevance to rheumatic diseases, including fibrosis, vasculopathy, inflammation, and alterations in innate and adaptive immunity. Learn more here: <https://www.bumc.bu.edu/rheumatology/research/arthritis-autoimmune-diseases-research-center/>.

Our faculty are also involved in clinical trials for a number of rheumatic diseases, including both drug and adjunctive therapies. We actively engage in clinical trials in rheumatic diseases, including scleroderma, lupus, gout, osteoarthritis and most recently, COVID19 trials. Our faculty also advise on clinical trials design. We list some examples below.

Current Funded Grants (listed in PI alphabetical order); clinical trials listed separately)

Machine-Learning Analysis of Wearable-sensor Gait Data in Osteoarthritis

Strategies applied to data from multiple wearable sensors during gait will provide new and unique insights into gait abnormalities in those with knee OA, including signs of gait change in early OA, and will identify elements of gait that increase the risk of function loss, pain and pathology in knees and adjacent joints

PI: Katherine Bacon

Funded by Rheumatology Research Foundation (RRF)

The Role of Fli1 in myeloid cells and its contribution to cardiac fibrosis

To establish whether targeting Fli1 represents a potential therapeutic intervention in SSc organ fibrosis and SSc-CMP

PI: Andreea Bujor

Funded by NIH/NHLBI R01 HL155955

The role of lymphatic ERG deficiency in pulmonary fibrosis

To study determine if ERG is essential for lymphatic function homeostasis and loss of ERG expression leads to lymphatic rarefaction.

PI: Adri Chakraborty

Funded by Scleroderma Foundation

Risk of Fractures and Joint Replacement Surgeries with TNF-inhibitor Use in Ankylosing Spondylitis

Assess rates of adverse events among patients with ankylosing spondylitis in 3 large datasets, related to medication category

PI: Maureen Dubreuil

Funded by NIH/NIAMS R03 AR076495

Program to Understand the Long-Term Outcomes of Spondyloarthritis (PULSAR) VA Registry

Establish a national registry of patients with spondyloarthritis and related conditions at the VA

PI: Maureen Dubreuil

Classification of Axial Spondyloarthritis Inception Cohort (CLASSIC)

To validate the performance of current ASAS classification criteria through a prospective combined cohort of patients presenting to a rheumatologist with undiagnosed current back pain

PI: Maureen Dubreuil

Funded by SpondyloArthritis Research and Treatment Network

SPARTAN Referral Project

Develop evidence based guidelines for the referral of adults with chronic back pain for evaluation by a rheumatologist

PI: Maureen Dubreuil

Funded by SpondyloArthritis Research and Treatment Network

Multicenter Osteoarthritis Study (MOST) Second Renewal - Boston University

A multicenter observational project evaluating the relation of risk factors to the development or progression of symptomatic knee OA and examining the consequences of knee OA

PI: David Felson

Funded by NIH/NIA U01 AG18820

Fat, Fiber and Knee Osteoarthritis

Understand the relation of various lipids and dietary fiber to risk of knee OA

PI: David Felson

Funded by NIH/NIAMS R01 AR071950

Dietary Factors in Knee Osteoarthritis and Chondrocalcinosis: Magnesium and Omega-3 Fatty Acids

Evaluate the relation of dietary and supplement intake of magnesium and omega-3 fatty acids to knee OA and to chondrocalcinosis across several cohorts

PI: David Felson

Funded by NIH/NIAMS R01 AR071950

Boston University CCCR

To carry out and disseminate high-level clinical research informed both by state of the art clinical research methods and by clinical and biological scientific discoveries. Ultimately, we aim either to prevent the diseases we are studying or to improve the lives of those living with the diseases

PI: David Felson

Funded by NIH/NIAMS P30 AR072571

Effects of NSAIDs and Non-NSAID Analgesics on Osteoarthritis Outcomes

To study long-term effects of analgesics use on osteoarthritis progression

PI: Reza Jafarzadeh

Funded by NIH/NIA R03 AG060272

Dynamic Treatment Regimens of Physical Activity for Persons with Osteoarthritis

To optimize physical activity intensity and duration for improving long-term osteoarthritis outcomes

PI: Reza Jafarzadeh

Funded by NIH/NIAMS R21 AR074578

Drug Repurposing to Prevent Posttraumatic Osteoarthritis

This study will use innovative approaches to investigate drug repurposing for post-traumatic OA

PI: Reza Jafarzadeh

Funded by the Arthritis Foundation

The impact of tumor necrosis factor inhibitor use on cardiovascular events in ankylosing spondylitis

To study the impact of common AS therapies (NSAIDs and tumor necrosis factor inhibitors) on cardiovascular risk factors, (including hypertension), and cardiovascular outcomes (including MI)

PI: Jean Liew

Funded by SPARTAN

The impact of Axial Spondyloarthritis Treatment on Chronic Opioid Use

To inform clinical practice by evaluating interventions that improve axSpA outcomes

PI: Jean Liew

Funded by Rheumatology Research Foundation

Epigenetic gene repression in pulmonary fibrosis

Address the role of epigenetic gene repression in regulating fibroblast activation and lung fibrosis development

PI: Giovanni Ligresti

Funded by NIH/NHLBI R01 HL142596

Targeting vascular dysfunction to promote lung repair and fibrosis resolution

To investigate the contribution of molecular abnormalities we have discovered in the lung vasculature toward our long term goal of identifying novel targets for the treatment of IPF

PI: Giovanni Ligresti

Funded by NIH/NHLBI R01 HL158733

The Role of Urate in Knee Osteoarthritis-Related Inflammation, Pathology and Pain

To determine the role urate plays in the pathophysiology of OA

PI: Tuhina Neogi

Funded by NIH/NIAMS K24 AR070892

CAPSITE: Community Assessment of Pain and Sensitization in the Elderly

To determine the co-occurrence of multiple chronic pain conditions, and relation of pain sensitization and inflammation to such co-occurrence in older adults.

PI: Tuhina Neogi

Funded by NIH/NIA R01 AG066010

PRROPS: Pathways of Risk and Resilience for Overlapping Pain and Sensitization

The relation of multisensory sensitivity; autonomic function; resilience, sleep, and physical activity to COPC, QST-assessed pain processing and evolution of chronic pain over time; and to study heritability of QST abnormalities

PI: Tuhina Neogi

Funded by NIH/NINDS R01 NS121419

Pain in community-based older African American Adults: The Jackson Heart Study

To evaluate chronic pain conditions in a community-based older adult AA cohort, the Jackson Heart Study (JHS), to determine the prevalence, correlates, and consequences of chronic overlapping pain

PI: Tuhina Neogi

Funded by NIH/NIA R01 AG066914

Healthy Knee Aging Vs. Osteoarthritis in Three Large Diverse Cohorts: What Is the Clinical Relevance of Structural Changes Seen on Radiographs?

To identify natural history of joint related changes with aging

PI: Tuhina Neogi

Funded by NIH/NIAMS R01 AR078187

Boston University Rheumatology Research Training (BURRT) T32 Program

To provide a comprehensive two-year multidisciplinary training program in rheumatic and musculoskeletal diseases for postdoctoral MD and PhD scholars to pursue academic and scientific clinical research careers

PI: Tuhina Neogi

Funded by NIH/NIAMS T32 AR080623

GATA-6 in Pulmonary Arterial Hypertension

Proposed study has a potential to dissect novel mechanism(s) driving PAH pathogenesis and test potential attractiveness of GATA6 as a novel molecular target for therapeutic intervention

PI: Maria Trojanowska

Funded by NIH/NHLBI R01 HL150638

Lymphatic Erg signaling in scleroderma fibrosis

To study ERG deficiency in circulatory systems and elucidate the relationship between vasculopathy

PI: Maria Trojanowska

Funded by NIH/NIAMS R01 AR080950

Examples of Clinical Trials

Lupus

A Multicenter, Randomized, Double-Blinded, Placebo-Controlled, Phase 3 Study Evaluating the Efficacy and Safety of Anifrolumab (A Monoclonal Antibody Against Type I IFN Receptor) in Adult Subjects with Active SLE

A Multicenter, Randomized, Double-Blinded, Placebo-Controlled, Phase 2 Study Evaluating the Efficacy and Safety of Anifrolumab (A Monoclonal Antibody Against Type I IFN Receptor) in Adult Subjects with Active Proliferative Lupus Nephritis

A Multicenter, Randomized, Double Blind, Placebo Controlled, Phase 3 Study To Evaluate the Efficacy and Safety of BIIB059 in Adult Participants with Active Systemic Lupus Erythematosus Receiving Background Nonbiologic Lupus Standard Of Care

Scleroderma

A Phase II, Randomized, Placebo-Controlled, Double-Blind, Open-Label Extension Multicenter Study to Evaluate the Efficacy and Safety of KD025 in Subjects with Diffuse Cutaneous Systemic Sclerosis

Genome Research in African American Scleroderma Patients (GRASP Study)

A Randomized, double-blind, placebo-controlled, repeat dose, multicenter trial to evaluate the efficacy, safety, tolerability and pharmacokinetics of HZN-825 in patients with diffuse cutaneous systemic sclerosis

Combining the anti-fibrotic effects of pirfenidone (PFD) with mycophenolate (MMF) for treating scleroderma related interstitial lung disease.

COVID-19

Phase III Multicenter Randomized Double-Blind Placebo-Controlled Study to Assess the Efficacy and Safety of Canakinumab on Cytokine Release Syndrome in Patients with COVID-10 Induced Pneumonia (CAN-COVID)

Osteoarthritis/MSK Pain

Wearable sensor-based outcomes following physical therapy in knee OA: A Feasibility Study (WESENS-OA)

Pain Sensitization in a Trial of Physical Therapy for OA and Meniscal Tear

Group-Based Mindfulness for Patients with Chronic Low Back Pain in the Primary Care Setting

A randomized, two-arm, placebo-controlled, participant and investigator-blinded study investigating the efficacy, safety and tolerability of DFV890 in patients with symptomatic knee osteoarthritis

Gout

STOP-Gout: Allopurinol versus Febuxostat Randomized Controlled Trial (in the VA system)

Boston University Registry & Repository-Based Studies

Autoimmune kidney research studies and patient registry: 8 year longitudinal study--Focus is on lupus but patients with chronic kidney disease not due to lupus and patients with autoimmune disease other than lupus are enrolled as controls; repository of biological samples and clinical data

Scleroderma center of research translation – Biomarkers: 5 year longitudinal study--Focus is on patients with scleroderma; repository of biological samples and clinical data

National Biological Sample and Data Repository for PAH: Creation of biobank of biological samples and clinical data, genotype and sequencing data for patients with WHO Group 1 pulmonary arterial hypertension

United States Pulmonary Hypertension: To characterize the demographics and clinical course of patients newly diagnosed with WHO Group I PAH in the current genomic, imaging and treatment era.

The BMC electronic medical records system can also be utilized for research purposes.

Large Cohort Observational/Clinical Epidemiology Studies

Existing data resources available for secondary data analysis:

The Health Improvement Network (THIN) is a longitudinal database of electronic medical records from over 11 million patients in the United Kingdom. This dataset has been used by our group for epidemiologic studies of gout, rheumatoid arthritis, psoriatic arthritis, ankylosing spondylitis, fracture, joint replacement,

and other rheumatic diseases, as well as non-rheumatic diseases (e.g., cardiovascular, renal, etc.). Data includes demographics, diagnoses, prescription records, and recording of labs, imaging, procedures, and hospitalizations.

Multicenter Osteoarthritis Study (MOST) is a longitudinal, prospective, observational study of knee OA in older Americans with OA disease or at increased risk of developing it. Clinical assessments of pain and function, among others, radiological data (x-ray and MRI), biospecimens, and other measurements are obtained at each visit. The overall aims of MOST are to identify novel and modifiable risk factors, such as biomechanical factors (including physical activity-related factors), bone and joint structural factors (including those assessed by MRI of the knee), and nutritional factors that affect the occurrence and progression of OA-related knee symptoms and radiographic knee OA. We are now in the 16th year of follow-up in this cohort.

Osteoarthritis Initiative (OAI) is a multi-center, longitudinal, prospective observational study of knee osteoarthritis (OA), similar to the MOST study, with annual evaluations of clinical and radiological data from 4796 men and women ages 45-79 over a ~6-year period.

National Inpatient Sample (NIS) is a longitudinal dataset of hospitalizations in the United States since 1993, which includes demographics, insurance information, hospital diagnoses, procedures, and disposition.

Framingham Osteoarthritis Study (FOS) is a substudy of the Framingham Heart Study (FHS), comprising both the Original Cohort and Offspring Cohort. We have used data from both FHS and FOS in numerous studies, including genome-wide association studies.

Boston University Clinical Data Warehouse contains data from BMC inpatient and outpatient encounter, including demographics, diagnoses, prescriptions, lab & imaging tests and vital status.

Boston Online Gout Study (BOGS) is an internet-based study aiming to identify novel triggers for gout attacks.

Study for Updated Gout Classification Criteria (SUGAR) is an international cohort of crystal-proven gout subjects and comparators without MSU crystals.

Osteoarthritis Bariatric Surgery Study (OABS) is a locally recruited cohort of subjects with knee pain who have undergone bariatric surgery.

Gout-Osteoarthritis Link Study (GOAL) is a locally recruited cohort of subjects with knee osteoarthritis with and without hyperuricemia who are having synovial fluid aspiration for proteomics and ultrasound evaluation for features of inflammation.

Other OA cohort data are available, such as Boston OA Knee Study (BOKS) and Beijing OA Study, as well as other cohort data from collaborators

VA Studies

- Spatial-frequency domain imaging, a novel method to quantify scleroderma skin fibrosis to evaluate the extent of skin fibrosis in scleroderma patients using spatial-frequency domain imaging and compare with the mRSS
- Low-Dose Naltrexone for Chronic Pain in Osteoarthritis and Inflammatory Arthritis
- Program to Understand the Long-Term Outcomes of SpondyloARthritis (PULSAR) VA Registry
- Veteran's Affairs Rheumatoid Arthritis (VARA) Registry
- VA STOP-Gout: Allopurinol vs. Febuxostat

Examples of Completed Funded Studies

The Role of Myeloid Fli1 in Organ Fibrosis in Systemic Sclerosis

Establish whether Fli1 deficiency in monocytes/macrophages contributes to SSc fibrosis & cardiomyopathy
PI: Andreea Bujor Internal funding (AB); generation of Fli1 floxed mice funded by NIH NIAMS R01 AR42334

Adverse Events and Comparative Effectiveness of Non-Steroidal Anti-Inflammatory Drugs

This study used a large national electronic medical record and claims database to assess the risk for adverse events associated with use of NSAIDs: 1) within the general population, and 2) among those with rheumatic conditions, relative to other medications for rheumatologic conditions

PI: Maureen Dubreuil

Patient Preferences for Medications in Spondyloarthritis

In this study we used discrete choice experiments (conjoint analysis) to determine patient preferences for treatment options

PI: Maureen Dubreuil

Cost-Effectiveness Analysis for Spondyloarthritis Treatment Modalities

The analyses in this study were used to determine the cost-effectiveness of treatment options in spondyloarthritis

PI: Maureen Dubreuil

Development of Minimal Disease Activity Criteria in Spondyloarthritis

Examined new criteria as a disease outcome measure for observational studies and clinical trials that identifies minimal disease activity incorporating extra-spinal manifestations of disease in SpA

PI: Maureen Dubreuil

Massive Weight Loss and Its Effects on Knee Pain and Knee Structure

We studied massive weight loss from bariatric surgery (BSX) and its effects on knee pain and structural pathology in knees. The specific aims were: 1) To determine whether the improvement in knee pain in those experiencing weight loss after BSX is less likely in those with specific structural findings. 2) To characterize MRI changes before and one year after massive weight loss and in comparably obese persons not undergoing BSX.

PI: David Felson

Sex Differences Related to Body Composition on Risk of Knee Osteoarthritis

This study evaluated the effect of sex differences in body composition on the differential risk of knee OA

PI: David Felson

Central Sensitization in Post-Knee Replacement Pain and Relation to Osteoarthritis Pathology

We sought to comprehensively study the association of: 1) central sensitization with pain post-knee replacement; 2) duration and severity of radiographic knee OA, and specific features of inflammation (synovitis, effusion) and mechanical load (bone marrow lesions) with sensitization.

PI: Tuhina Neogi

Funded by NIAMS R01 AR062506

Bisphosphonate Effects in Knee Osteoarthritis

This project aimed to determine the long-term effects of bisphosphonates on the trajectory of knee OA, with a specific focus on joint-space width, bone-marrow lesions on MRI, 3D bone shape, symptoms, and knee replacement.

PI: Tuhina Neogi

Funded by Arthritis Foundation Innovative Research Grant

Central Pain Mechanisms in Rheumatoid Arthritis

This study examined the effects of central sensitization on rheumatoid arthritis disease activity and response to therapy.

Site PI: Tuhina Neogi

Funded by NIAMS R01 AR064850

Pain Susceptibility Phenotypes in Knee Osteoarthritis: Risk for Development Persistent Knee Pain

The aim of this study was to determine pain susceptibility phenotypes from neurobiologic mechanisms, psychological factors, and sleep as determinants of developing persistent knee pain, to gain insights into the risk for transitioning from acute to chronic pain.

PI: Tuhina Neogi

Relation of Gastric Acid Suppression to Development of Acute CPP Crystal Arthritis (pseudogout)

This project sought to evaluate the relation of PPIs and H2 blockers to the risk of developing pseudogout and chondrocalcinosis

PI: Tuhina Neogi

Planning a Trial of Novel Footwear for Knee Osteoarthritis

The overall goal of the planning phase of this single center trial was to complete all of the scientific planning and administrative activities required to support a proposal for a trial of a novel footwear for the treatment of painful medial knee OA. Specific aims were: 1. test recruitment strategies so as to develop a recruitment plan 2. develop trial protocols; 3. create a manual of operations.

PI: David Felson

Funded by NIH R34 AR068605.

The Framingham Osteoarthritis Study

This population-based study examined the prevalence of knee OA. Results suggest that knee OA increases in prevalence throughout the elderly years, more so in women than in men. n.

PI: David Felson

Funded by NIH/NIA AG018393

The Osteoarthritis Before and After Bariatric Surgery Study (OABS)

Individuals with chronic knee pain often develop central and/or peripheral sensitization (altered pain processing of the nervous system). We sought to determine if knee pain and sensitization improve after massive weight loss in individuals undergoing bariatric surgery.

PI: David Felson

Funded by NIH AR43873 and AR20613, and NIH/NHLBI N01-HC-38038

The Beijing Osteoarthritis Study

Through his colleague Dr. Nevitt and others at UCSF, linkage with a Chinese investigator, Ling Xu, at the Peking Union Medical College in Beijing, was established. NIAMS funded a study to compare knee, hip, and hand OA among Chinese to Caucasians in the Framingham study and the UCSF Study of Osteoporotic Fractures

Funded by NIH AR43873

Predictors and Consequences of Subchondral Bone Attrition in Osteoarthritis

In this study, we evaluated mechanical and systemic risk factors for bone pathology in OA including an evaluation of vitamin K's role in OA.

PI: Tuhina Neogi

Funded by NIAMS K23 AR055127

Vitamin K Supplementation in Osteoarthritis

This was the first randomized clinical controlled trial to test whether vitamin K has a beneficial effect on hand OA

PI: David Felson, Co-I: Tuhina Neogi

Funded by Arthritis Foundation Innovative Research Grant

Evaluating Synovitis as a Link between Knee Osteoarthritis (OA) and Muscle-Related Morbidities

Knee osteoarthritis (OA) is a common joint disease. It causes knee pain and can cause difficulty in carrying out daily activities, such as walking. The research was done to understand if changes in the knee joint fluid can cause any muscle weakness, which can perhaps lead to slower walking speed and/or decreased hand grip strength

PI: Devyani Misra

KL2 Award

2022

Afinogenova Y, Danve A, **Neogi T**. Update on gout management: What is old and what is new. *Curr Opin Rheumatol*. 2022;34(2):118-124. doi: 10.1097/BOR.0000000000000861. PMID:34907116; PMC8799507.

Arant KR, Katz JN, **Neogi T**. Quantitative sensory testing: Identifying pain characteristics in patients with osteoarthritis. *Osteoarthritis Cartilage*. 2022;30(1):17-31. doi: 10.1016/j.joca.2021.09.011. PMID:34597800; PMC8712382.

Bermas BL, Gianfrancesco M, Tanner HL, Seet AM, Aguiar MC, Al Adhoubi NK, Al Emadi S, Cunha BM, Flood R, Kusevich DA, McCarthy EM, Patel NJ, Ruderman EM, Sattui SE, Sciascia S, Siddique F, Valenzuela-Almada MO, Wise LM, Worthing AB, Zell J, Bhana S, Costello W, Duarte-Garcia A, Grainger R, Gossec L, Hausmann JS, Hyrich K, Lawson-Tovey S, **Liew JW**, Sirotich E, Sparks JA, Sufka P, Wallace ZS, Machado PM, Strangfeld A, Clowse MEB, Yazdany J, Robinson PC. COVID-19 in pregnant women with rheumatic disease: Data from the COVID-19 Global Rheumatology Alliance. *J Rheumatol*. 2022;49(1):110-114. Epub 2021/09/03. doi: 10.3899/jrheum.210480. PMID:34470798.

Bucci J, Chen X, **LaValley M**, Nevitt M, Torner J, Lewis CE, **Felson DT**. Progression of knee osteoarthritis with use of intraarticular glucocorticoids versus hyaluronic acid. *Arthritis Rheumatol*. 2022;74(2):223-226. doi: 10.1002/art.42031. PMID:34807518; PMC8795477.

Caliva F, Namiri NK, **Dubreuil M**, Pedoia V, Ozhinsky E, Majumdar S. Studying osteoarthritis with artificial intelligence applied to magnetic resonance imaging. *Nat Rev Rheumatol*. 2022;18(2):112-121. Epub 2021/12/02. doi: 10.1038/s41584-021-00719-7. PMID:34848883.

Carlesso LC, Law LF, Wang N, Nevitt M, Lewis CE, **Neogi T**, Multicenter Osteoarthritis Study G. Association of pain sensitization and conditioned pain modulation to pain patterns in knee osteoarthritis. *Arthritis Care Res (Hoboken)*. 2022;74(1):107-112. doi: 10.1002/acr.24437. PMID:32882103; PMC7925701.

Conway R, Nikiphorou E, Demetriou CA, Low C, Leamy K, Ryan JG, Kavanagh R, Fraser AD, Carey JJ, O'Connell P, Flood RM, Mullan RH, Kane DJ, Ambrose N, Stafford F, Robinson PC, **Liew JW**, Grainger R, McCarthy GM, Alliance C-GR. Temporal trends in COVID-19 outcomes in people with rheumatic diseases in Ireland: Data from the COVID-19 Global Rheumatology Alliance registry. *Rheumatology (Oxford)*. 2022. Epub 2022/03/09. doi: 10.1093/rheumatology/keac142. PMID:35258593.

Dalbeth N, **Neogi T**. Where are the women 'Heroes and Pillars of Rheumatology'? *Ann Rheum Dis*. 2022. Epub 2022/02/06. doi: 10.1136/annrheumdis-2021-222047. PMID:35121589.

Desai N, Baker JF, Bucci J, **Kissin EY**. Ultrasound evaluation of the Achilles enthesis in inflammatory and non-inflammatory processes: a systematic review and meta-analysis. *Clin Exp Rheumatol*. 2022. Epub 2022/03/04. <https://www.ncbi.nlm.nih.gov/pubmed/35238759>. PMID:35238759.

Felson D, Lacaille D, **LaValley MP**, Aletaha D. Re-examining remission definitions in rheumatoid arthritis: Considering the 28-joint disease activity score, C-reactive protein level and patient global assessment. *Ann Rheum Dis*. 2022;81(1):4-7. Epub 2021/11/18. doi: 10.1136/annrheumdis-2021-221653. PMID:34785493.

Fleury M, Vazquez-Mateo C, Hernandez-Escalante J, **Dooms H**. Partial STAT5 signaling is sufficient for CD4(+) T cell priming but not memory formation. *Cytokine*. 2022;150:155770. doi: 10.1016/j.cyto.2021.155770. PMID:34839177; PMC8761165.

Gloersen M, Steen Pettersen P, **Neogi T**, Slatkowsky-Christensen B, Kvien TK, Magnusson K, Hammer HB, Haugen IK. Associations of pain sensitisation with tender and painful joint counts in people with hand osteoarthritis: results from the Nor-Hand study. *RMD Open*. 2022;8(1). doi: 10.1136/rmdopen-2021-001774. PMID:34987090; PMC8734025.

Gloersen M, Steen Pettersen P, **Neogi T**, **Jafarzadeh SR**, Vistnes M, Thudium CS, Bay-Jensen AC, Sexton J, Kvien TK, Hammer HB, Haugen IK. Associations of body mass index with pain and the mediating role of inflammatory biomarkers in hand osteoarthritis: Results from the Nor-Hand study. *Arthritis Rheumatol*. 2022. Epub 2022/02/10. doi: 10.1002/art.42056. PMID:35137553.

Hart HF, **Neogi T**, LaValley M, White D, Zhang Y, Nevitt MC, Torner J, Lewis CE, **Stefanik JJ**. Relationship of patellofemoral osteoarthritis to changes in performance-based physical function over 7 years: The Multicenter Osteoarthritis Study. *J Rheumatol*. 2022;49(1):98-103. doi: 10.3899/jrheum.210270. PMID:34470797; PMC8724393.

Haugen IK, **Felson D**, Abhishek A, Berenbaum F, Edwards JJ, Herrero Beaumont G, Hermann-Eriksen M, Hill CL, Ishimori M, Jonsson H, Karjalainen T, Leung YY, Maheu E, Mallen CD, Moe RH, Ramonda R, Ritschl V, Stamm TA, Szekanecz Z, van der Giesen FJ, Ritt M, Wittoek R, Kjeklen I, Osteras N, van de Stadt LA, Englund M, Dziedzic KS, Marshall M, Bierma-Zeinstra S, Hansen P, Greibrokk E, Smeets W, Kloppenburg M. Development of radiographic classification criteria for hand osteoarthritis: a methodological report (Phase 2). *RMD Open*. 2022;8(1). doi: 10.1136/rmdopen-2021-002024. PMID:35121640; PMC8819785.

Hausmann JS, Kennedy K, Surangiwalla S, Larche MJ, Sinha R, Durrant K, Foster G, Levine M, Thabane L, Costello W, Robinson PC, **Liew JW**, Yazdany J, Sirotich E. Early impacts of the COVID-19 pandemic on children with pediatric rheumatic diseases. *Eur J Rheumatol*. 2022. Epub 2022/02/15. doi: 10.5152/eurjheum.2022.21133. PMID:35156622.

Huang M, Smith A, Watson M, Bhandari R, Baugh LM, Ivanovska I, Watkins T, Lang I, **Trojanowska M**, Black LD, 3rd, Pioli PA, Garlick J, Whitfield ML. Self-assembled human skin equivalents model macrophage activation of cutaneous fibrogenesis in systemic sclerosis. *Arthritis Rheumatol*. 2022. Epub 2022/02/26. doi: 10.1002/art.42097. PMID:35212485.

Li JS, Tsai TY, Clancy MM, Lewis CL, **Felson DT**, Li G. Cartilage contact characteristics of the knee during gait in individuals with obesity. *J Orthop Res*. 2022. Epub 2022/01/26. doi: 10.1002/jor.25288. PMID:35076128.

Liew JW, **Jafarzadeh SR**, **Dubreuil M**, Heckbert SR, Mooney SJ, Brown MA, Ishimori ML, Reveille JD, Ward MM, Weisman MH, Gensler LS. The association of tumor necrosis factor inhibitor use with incident hypertension in ankylosing spondylitis: Data from the PSOAS Cohort. *J Rheumatol*. 2022;49(3):274-280. Epub 2021/12/03. doi: 10.3899/jrheum.210332. PMID:34853088.

Liew JW, Peloquin C, Tedeschi SK, **Felson DT**, Zhang Y, Choi HK, Terkeltaub R, **Neogi T**. Proton pump inhibitors and risk of calcium pyrophosphate deposition in a population-based study. *Arthritis Care Res (Hoboken)*. 2022. Epub 2022/03/05. doi: 10.1002/acr.24876. PMID:35245410.

Ligresti G, Pham TX, Sanders YY. CircRNA methylation: A new twist in lung fibrosis. *Am J Respir Cell Mol Biol*. 2022. Epub 2022/03/04. doi: 10.1165/rcmb.2022-0044ED. PMID:35238732.

Maxwell JL, **Neogi T**, Crossley KM, Macri EM, White D, Guermazi A, Roemer FW, Nevitt MC, Lewis CE, Torner JC, **Stefanik JJ**. Relation of MRI-detected features of patellofemoral osteoarthritis to pain, performance-based function, and daily walking: The Multicenter Osteoarthritis Study. *ACR Open Rheumatol*. 2022;4(2):161-167. Epub 2021/11/19. doi: 10.1002/acr2.11361. PMID:34792868.

Meer E, Thrastardottir T, Wang X, **Dubreuil M**, Chen Y, Gelfand JM, Love TJ, Ogdie A. Risk factors for diagnosis of psoriatic arthritis, psoriasis, rheumatoid arthritis, and ankylosing spondylitis: A set of parallel case-control studies. *J Rheumatol*. 2022;49(1):53-59. Epub 2021/08/03. doi: 10.3899/jrheum.210006. PMID:34334358.

Mikuls TR, Soto Q, Petro A, Helget L, Roul P, Sayles H, Cope B, **Neogi T**, LaMoreaux B, O'Dell JR, England BR. Comparison of rates of lower extremity amputation in patients with and without gout in the US Department of Veterans Affairs health system. *JAMA Netw Open*. 2022;5(1):e2142347. doi: 10.1001/jamanetworkopen.2021.42347. PMID:34989795; PMC8739736.

Oshinsky C, Bays AM, Sacksen I, Jernberg E, Zierler RE, Diamantopoulos AP, **Liew JW**, Chung SH, Pollock PS. Vascular ultrasound for giant cell arteritis: Establishing a protocol using vascular sonographers in a fast-track clinic in the United States. *ACR Open Rheumatol*. 2022;4(1):13-18. doi: 10.1002/acr2.11346. PMID:34647696; PMC8754016.

Perry TA, O'Neill TW, Tolstykh I, Lynch J, **Felson DT**, Arden NK, Nevitt MC. Magnetic resonance imaging-assessed subchondral cysts and incident knee pain and knee osteoarthritis: Data From the Multicenter Osteoarthritis Study. *Arthritis Rheumatol*. 2022;74(1):60-69. Epub 2021/07/06. doi: 10.1002/art.41917. PMID:34224660.

Pham TX, Lee J, Guan J, Caporarello N, Meridew JA, Jones DL, Tan Q, Huang SK, Tschumperlin DJ, **Ligresti G**. Transcriptional analysis of lung fibroblasts identifies PIM1 signaling as a driver of aging-associated persistent fibrosis. *JCI Insight*. 2022. Epub 2022/02/16. doi: 10.1172/jci.insight.153672. PMID:35167499.

Putman M, Kennedy K, Sirotich E, **Liew JW**, Sattui SE, Moni TT, Akpabio AA, Alpizar-Rodriguez D, Angevare S, Beesley RP, Berenbaum F, Bulina I, Chock YPE, Conway R, Duarte-Garcia A, Singh AD, Duff E, Durrant KL, Gheita TA, Hill CL, Howard R, Hoyer BF, Hsieh E, El Kibbi L, Kilian A, Kim AHJ, Liew DFL, Lo C, Mateus EF, Miller B, Mingolla S, Nudel M, Singh JA, Singh N, Ugarte-Gil MF, Wallace J, Young KJ, Zamora-Tehozol EA, Bhana S, Costello W, Grainger R, Machado PM, Robinson PC, Sufka P, Wallace ZS, Yazdany J, Harrison C, Larche MJ, Levine M, Foster G, Thabane L, Hausmann JS, Sparks JA, Simard JF. COVID-19 vaccine perceptions and uptake: results from the COVID-19 Global Rheumatology Alliance Vaccine Survey. *Lancet Rheumatol*. 2022. doi: 10.1016/S2665-9913(22)00001-7. PMID:35156060; PMC8824526.

Roemer FW, **Felson DT**, **Stefanik JJ**, Rabasa G, Wang N, Crema MD, **Neogi T**, Nevitt MC, Torner J, Lewis CE, Peloquin C, Guermazi A. Heterogeneity of cartilage damage in Kellgren and Lawrence grade 2 and 3 knees: The MOST Study. *Osteoarthritis Cartilage*. 2022. Epub 2022/02/25. doi: 10.1016/j.joca.2022.02.614. PMID:35202808.

Schwager JL, Nevitt MC, Torner J, Lewis CE, Matthan NR, Wang N, Sun X, Lichtenstein AH, **Felson D**, Multicenter Osteoarthritis Study G. Association of serum low-density lipoprotein, high-density lipoprotein, and total cholesterol with development of knee osteoarthritis. *Arthritis Care Res (Hoboken)*. 2022;74(2):274-280. doi: 10.1002/acr.24455. PMID:32961029; PMC8054264.

Shrestha D, Picciotto S, **LaValley MP**, Liu S, Hammond SK, Weiner DE, Eisen EA, Applebaum KM. End-stage renal disease and metalworking fluid exposure. *Occup Environ Med*. 2022;79(1):24-31. doi: 10.1136/oemed-2020-106715. PMID:34210793; PMC8678287.

Yeoh SA, Young K, Putman M, Sattui S, Conway R, **Graef E**, Kilian A, Konig M, Sparks J, Ugarte-Gil M, Upton L, Berenbaum F, Bhana S, Costello W, Hausmann J, Machado P, Robinson P, Sirotich E, Sufka P, Yazdany J, Liew J, Grainger R, Wallace Z, Jayatilleke A, Global Rheumatology A. Rapid adoption of telemedicine in rheumatology care during the COVID-19 pandemic highlights training and supervision concerns among rheumatology trainees. *ACR Open Rheumatol*. 2022;4(2):128-133. doi: 10.1002/acr2.11355. PMID:34791821; PMC8652624.

Ugarte-Gil MF, Alarcon GS, Izadi Z, Duarte-Garcia A, Reategui-Sokolova C, Clarke AE, Wise L, Pons-Estel GJ, Santos MJ, Bernatsky S, Ribeiro SLE, Al Emadi S, Sparks JA, Hsu TY, Patel NJ, Gilbert EL, Valenzuela-Almada MO, Jonsen A, Landolfi G, Fredi M, Goulenok T, Devaux M, Mariette X, Queyrel V, Romao VC, Sequeira G, Hasseli R, Hoyer B, Voll RE, Specker C, Baez R, Castro-Coello V, Maldonado Ficco H, Reis Neto ET, Ferreira GAA, Monticelo OAA, Sirotich E, **Liew J**, Hausmann J, Sufka P, Grainger R, Bhana S, Costello W, Wallace ZS, Jacobsohn L, Taylor T, Ja C, Strangfeld A, Mateus EF, Hyrich KL, Carmona L, Lawson-Tovey S, Kearsley-Fleet L, Schafer M, Machado PM, Robinson PC, Gianfrancesco M, Yazdany J. Characteristics associated with poor COVID-19 outcomes in individuals with systemic lupus erythematosus: data from the COVID-19 Global Rheumatology Alliance. *Ann Rheum Dis*. 2022. doi: 10.1136/annrheumdis-2021-221636. PMID:35172961; PMC8882632.

Zeng C, **Neogi T**, Chan AT, Wei J, Misra D, Lu N, Choi HK, Lei G, Zhang Y. Proton pump inhibitor therapy and risk of knee replacement surgery: a general population-based cohort study. *Osteoarthritis Cartilage*. 2022. Epub 2022/01/16. doi: 10.1016/j.joca.2021.12.010. PMID:35031493.

2021

Ananthakrishnan R, Green S, Previtali A, Liu R, Li D, **LaValley M**. Critical review of oncology clinical trial design under non-proportional hazards. *Crit Rev Oncol Hematol*. 2021;162:103350. Epub 2021/05/15. doi: 10.1016/j.critrevonc.2021.103350. PMID:33989767.

Aoyagi K, **Liew JW**, Farrar JT, Wang N, Carlesso L, **Kumar D**, Frey Law L, Lewis CE, Nevitt M, **Neogi T**. Does weight-bearing versus non-weight-bearing pain reflect different pain mechanisms in knee osteoarthritis?: The Multicenter Osteoarthritis Study (MOST). *Osteoarthritis Cartilage*. 2021. Epub 2021/11/22. doi: 10.1016/j.joca.2021.10.014. PMID:34801670.

Aoyagi K, **Neogi T**, Peloquin C, **Dubreuil M**, Marinko L, Camarinos J, **Felson DT**, **Kumar D**. Association of physical therapy interventions with long-term opioid use after total knee replacement. *JAMA Netw Open*. 2021;4(10):e2131271. doi: 10.1001/jamanetworkopen.2021.31271. PMID:34705013; PMC8552057.

Bacon KR, **Jafarzadeh, S.R.**, Kolachalama, V.B., Hausdorff, J.M., Gazit, E., **Kumar, D.**, Segal, N.S., Lewis, C.E., Nevitt, M.C., **Felson, D.T.** Gait modifications occur even with mild to moderate unilateral knee pain: a machine learning approach using wearable sensors in the multicenter osteoarthritis study. *Osteoarthritis and Cartilage*. 2021;29:S171-S172.

Ballal P, Peloquin C, Boer CG, **Neogi T**. Warfarin use and risk of knee and hip replacements. *Ann Rheum Dis*. 2021;80(5):605-609. doi: 10.1136/annrheumdis-2020-219646. PMID:34380108; PMC8361882.

Barker KA, Etesami NS, Shenoy AT, Arafa EI, Lyon de Ana C, Smith NM, Martin IM, Goltry WN, Barron AM, **Browning JL**, Kathuria H, Belkina AC, Guillon A, Zhong X, Crossland NA, Jones MR, Quinton LJ, Mizgerd JP. Lung-resident memory B cells protect against bacterial pneumonia. *J Clin Invest*. 2021;131(11). doi: 10.1172/JCI141810. PMID:34060477; PMC8159694.

Bekele DI, Cheng E, Reimold A, Geier C, Ganuthula K, Walsh JA, Clegg DO, **Dubreuil M**, Kaushik P, Ng B, Chang E, Duong R, Park J, Kerr GS. Tumor necrosis factor inhibitor (TNFi) persistence and reasons for discontinuation in a predominantly male cohort with axial spondyloarthritis. *Rheumatol Int*. 2021. Epub 2021/11/02. doi: 10.1007/s00296-021-05024-w. PMID:34724089.

Berry KM, **Neogi T**, Baker JF, Collins JM, Waggoner JR, Hsiao CW, Johnston SS, **LaValley MP**, Stokes AC. Obesity progression between young adulthood and midlife and incident arthritis: A retrospective cohort study of US Adults. *Arthritis Care Res (Hoboken)*. 2021;73(3):318-327. doi: 10.1002/acr.24252. PMID:32374930; PMC7644635.

Bloore K, Song Y, Cabral H, Massaro J, **LaValley M**. Use of the likelihood reduction factor in a path analysis framework to quantify surrogacy in clinical trials. *Stat Med*. 2021;40(28):6373-6386. doi: 10.1002/sim.9188. PMID:34545969; PMC8595763.

Boer CG, Szilagyi I, Nguyen NL, **Neogi T**, Meulenbelt I, Ikram MA, Uitterlinden AG, Bierma-Zeinstra S, Stricker BH, van Meurs JB. Vitamin K antagonist anticoagulant usage is associated with increased incidence and progression of osteoarthritis. *Ann Rheum Dis*. 2021;80(5):598-604. doi: 10.1136/annrheumdis-2020-219483. PMID:34412027; PMC8053344.

Brown C, Marinko L, **LaValley MP**, **Kumar D**. Quadriceps strength after anterior cruciate ligament reconstruction compared with uninjured matched controls: A systematic review and meta-analysis. *Orthop J Sports Med*. 2021;9(4):2325967121991534. doi: 10.1177/2325967121991534. PMID:33889639; PMC8040575.

Caricchio R, Abbate A, Gordeev I, Meng J, Hsue PY, **Neogi T**, Arduino R, Fomina D, Bogdanov R, Stepanenko T, Ruiz-Seco P, Gonzalez-Garcia A, Chen Y, Li Y, Whelan S, Noviello S, Investigators C-C. Effect of Canakinumab vs placebo on survival without invasive mechanical ventilation in patients hospitalized with severe COVID-19: A randomized clinical trial. *JAMA*. 2021;326(3):230-239. doi: 10.1001/jama.2021.9508. PMID:34283183; PMC8293025.

Carlesso LC, Hawker GA, Torner J, Lewis CE, Nevitt M, **Neogi T**, Multicenter Osteoarthritis Study G. Association of intermittent and constant knee pain patterns with knee pain severity and with radiographic knee osteoarthritis duration and severity. *Arthritis Care Res (Hoboken)*. 2021;73(6):788-793. doi: 10.1002/acr.24194. PMID:32198833; PMC7502437.

Centor RM, **Felson DT**. Web Exclusive. *Annals On Call – Knee osteoarthritis: Does the type of shoe matter?* *Ann Intern Med*. 2021;174(4):OC1. Epub 2021/04/06. doi: 10.7326/A20-0010. PMID:33819056.

Chang GH, Park LK, Le NA, Jhun RS, Surendran T, Lai J, Seo H, Promchotichai N, Yoon G, Scalera J, Capellini TD, **Felson DT**, Kolachalama VB. Subchondral bone length in knee osteoarthritis: A deep learning-derived imaging measure and its association with

radiographic and clinical outcomes. *Arthritis Rheumatol.* 2021;73(12):2240-2248. doi: 10.1002/art.41808. PMID:33973737; PMC8581065.

Chen AT, Bronsther CI, Stanley EE, Paltiel AD, Sullivan JK, Collins JE, **Neogi T**, Katz JN, Losina E. The value of total knee replacement in patients with knee osteoarthritis and a body mass index of 40 kg/m² or greater : A cost-effectiveness analysis. *Ann Intern Med.* 2021;174(6):747-757. doi: 10.7326/M20-4722. PMID:33750190; PMC8288249.

Choi HK, **Neogi T**, Stamp LK, Terkeltaub R, Dalbeth N. Reassessing the cardiovascular safety of febuxostat: Implications of the febuxostat versus allopurinol streamlined trial. *Arthritis Rheumatol.* 2021;73(5):721-724. Epub 2021/01/07. doi: 10.1002/art.41638. PMID:33403821.

Christiansen SN, Filippou G, Scire CA, Balint PV, Bruyn GA, Dalbeth N, Dejaco C, Sedie AD, Filippucci E, Hammer HB, Iagnocco A, Keen HI, **Kissin EY**, Koski J, Mandl P, Martin J, Miguel E, Moller I, Naredo E, Pineda C, Schmidt WA, Stewart S, Antonietta D'Agostino M, Terslev L, on the behalf of the OUwg. Consensus-based semi-quantitative ultrasound scoring system for gout lesions: Results of an OMERACT Delphi process and web-reliability exercise. *Semin Arthritis Rheum.* 2021;51(3):644-649. Epub 2021/01/21. doi: 10.1016/j.semarthrit.2020.11.011. PMID:33468347.

Collins JE, **Neogi T**, Losina E. Trajectories of structural disease progression in knee osteoarthritis. *Arthritis Care Res (Hoboken).* 2021;73(9):1354-1362. doi: 10.1002/acr.24340. PMID:32491247; PMC7710564.

Conway R, Grimshaw AA, Konig MF, Putman M, Duarte-Garcia A, Tseng LY, Cabrera DM, Chock YPE, Degirmenci HB, Duff E, Egeli BH, Graef ER, Gupta A, Harkins P, Hoyer BF, Jayatilke A, Jin S, Kasia C, Khilnani A, Kilian A, Kim AH, Lin CMA, Low C, Proulx L, Sattui SE, Singh N, Sparks JA, Tam H, Ugarte-Gil MF, Ung N, Wang K, Wise LM, Yang Z, Young KJ, **Liew JW**, Grainger R, Wallace ZS, Hsieh E, Alliance C-GR. SARS-CoV-2 infection and COVID-19 outcomes in rheumatic disease: A systematic literature review and meta-analysis. *Arthritis Rheumatol.* 2021. Epub 2021/11/23. doi: 10.1002/art.42030. PMID:34807517.

Conway R, Konig MF, **Graef ER**, Webb K, Yazdany J, Kim AHJ. Inflammatory arthritis in patients with COVID-19. *Transl Res.* 2021;232:49-59. doi: 10.1016/j.trsl.2021.02.010. PMID:33626415; PMC7897406.

Conway R, Nikiphorou E, Demetriou CA, Low C, Leamy K, Ryan JG, Kavanagh R, Fraser AD, Carey JJ, O'Connell P, Flood RM, Mullan RH, Kane DJ, Robinson PC, **Liew JW**, Grainger R, McCarthy GM, Alliance C-GR. Predictors of hospitalization in patients with rheumatic disease and COVID-19 in Ireland: data from the COVID-19 global rheumatology alliance registry. *Rheumatol Adv Pract.* 2021;5(2):rkab031. doi: 10.1093/rap/rkab031. PMID:34622123; PMC8244588.

Costello KE, **Felson DT**, **Neogi T**, Segal NA, Lewis CE, Gross KD, Nevitt MC, **Lewis CL**, **Kumar D**. Ground reaction force patterns in knees with and without radiographic osteoarthritis and pain: descriptive analyses of a large cohort (the Multicenter Osteoarthritis Study). *Osteoarthritis Cartilage.* 2021;29(8):1138-1146. doi: 10.1016/j.joca.2021.03.009. PMID:33757856; PMC8319033.

Dai Z, Hirani V, Sahni S, **Felson DT**, Naganathan V, Blyth F, Le Couteur D, Handelsman D, Seibel MJ, Waite L, Kiel DP, Cumming R. Association of dietary fiber and risk of hip fracture in men from the Framingham Osteoporosis Study and the Concord Health and Ageing in Men Project. *Nutr Health*. 2021;2601060211011798. Epub 2021/05/05. doi: 10.1177/02601060211011798. PMID:33940973.

Danve A, Sehra ST, **Neogi T**. Role of diet in hyperuricemia and gout. *Best Pract Res Clin Rheumatol*. 2021;35(4):101723. doi: 10.1016/j.berh.2021.101723. PMID:34802900; PMC8678356.

Egeli BH, Sparks JA, Kim AHJ, **Liew JW**. Hydroxychloroquine for the treatment of COVID-19 and its potential cardiovascular toxicity: Hero or villain? *Best Pract Res Clin Rheumatol*. 2021;35(1):101658. doi: 10.1016/j.berh.2020.101658. PMID:33483287; PMC7775793.

Endrighi R, Zhao Y, Hughes RB, **Kumar D**, Borrelli B. Associations between smoking status and physical and mental health-related quality of life among individuals with mobility impairments. *Ann Behav Med*. 2021. Epub 2021/08/29. doi: 10.1093/abm/kaab077. PMID:34453512.

Farina A, Rosato E, York M, Gewurz BE, **Trojanowska M**, **Farina GA**. Innate Immune Modulation induced by ebv lytic infection promotes endothelial cell inflammation and vascular injury in scleroderma. *Front Immunol*. 2021;12:651013. doi: 10.3389/fimmu.2021.651013. PMID:33953718; PMC8089375.

Fawole HO, **Felson DT**, Frey-Law LA, **Jafarzadeh SR**, Dell'Isola A, Steultjens MP, Nevitt MC, Lewis CE, Riskowski JL, Chastin S. Is the association between physical activity and fatigue mediated by physical function or depressive symptoms in symptomatic knee osteoarthritis? The Multicenter Osteoarthritis Study. *Scand J Rheumatol*. 2021;50(5):372-380. doi: 10.1080/03009742.2020.1854850. PMID:33749506; PMC8448897.

Felson D, Lacaille D, **LaValley MP**, Aletaha D. Reexamining remission definitions in rheumatoid arthritis: considering the twenty-eight-joint disease activity score, C-reactive protein level and patient global assessment. *RMD Open*. 2021;7(3). doi: 10.1136/rmdopen-2021-002034. PMID:34785578; PMC8587341.

Felson D, Rabasa G, **Jafarzadeh SR**, Nevitt M, Lewis CE, Segal N, White DK. Factors associated with pain resolution in those with knee pain: the MOST study. *Osteoarthritis Cartilage*. 2021;29(12):1666-1672. Epub 2021/04/27. doi: 10.1016/j.joca.2021.03.017. PMID:33901642.

Felson D, Smolen JS. Trial of Upadacitinib or Abatacept in rheumatoid arthritis. *N Engl J Med*. 2021;384(1):83. Epub 2021/01/07. doi: 10.1056/NEJMc2033206. PMID:33406336.

Felson DT, Rabasa, G., Chen, X., **LaValley, M.**, **Jafarzadeh, S.R.**, Lewis, C.E., Torner, J, Nevitt, M.C., Misra, D. The association of diuretics and proton pump inhibitors with chondrocalcinosis. *ACR Open Rheumatol*. 2021. Epub 02 May 2021.

Felson DT, Misra D, **LaValley M**, Clancy M, Chen X, Lichtenstein A, Matthan N, Torner J, Lewis CE, Nevitt MC. Fatty acids and osteoarthritis: the MOST study. *Osteoarthritis Cartilage*. 2021;29(7):973-978. doi: 10.1016/j.joca.2021.03.006. PMID:33757857; PMC8217156.

Ferdous A, Singh S, Luo Y, Abedin MJ, Jiang N, Perry CE, Evers BM, Gillette TG, Kyba M, **Trojanowska M**, Hill JA. Fli1 Promotes Vascular Morphogenesis by Regulating Endothelial Potential of Multipotent Myogenic Progenitors. *Circ Res*. 2021;129(10):949-964. doi: 10.1161/CIRCRESAHA.121.318986. PMID:34544261; PMC8556348.

Fillmore N, Bell S, Shen C, Nguyen V, La J, **Dubreuil M**, Strymish J, Brophy M, Mehta G, Wu H, Lieberman J, Do N, Sander C. Disulfiram use is associated with lower risk of COVID-19: A retrospective cohort study. *PLoS One*. 2021;16(10):e0259061. doi: 10.1371/journal.pone.0259061. PMID:34710137; PMC8553043.

Fortier SM, Penke LR, King D, Pham TX, **Ligresti G**, Peters-Golden M. Myofibroblast dedifferentiation proceeds via distinct transcriptomic and phenotypic transitions. *JCI Insight*. 2021;6(6). doi: 10.1172/jci.insight.144799. PMID:33561015; PMC8026183.

Fraenkel L, Wei Z, Ramsey C, Wiedmeyer C, Michaud K, **Neogi T**, Nowell WB, Venkatachalam S, Broniatowski DA. OPEX: Development of a novel overall patient experience measure to facilitate interpretation of comparison effectiveness studies. *PLoS One*. 2021;16(1):e0245598. doi: 10.1371/journal.pone.0245598. PMID:33513209; PMC7846019.

Gates LS, Perry TA, Golightly YM, Nelson AE, Callahan LF, **Felson D**, Nevitt M, Jones G, Cooper C, Batt ME, Sanchez-Santos MT, Arden NK. Recreational physical activity and risk of incident knee osteoarthritis: An international meta-analysis of individual participant-level data. *Arthritis Rheumatol*. 2021. Epub 2021/11/04. doi: 10.1002/art.42001. PMID:34730279.

Gianfrancesco MA, Leykina LA, Izadi Z, Taylor T, Sparks JA, Harrison C, Trupin L, Rush S, Schmajuk G, Katz P, Jacobsohn L, Hsu TY, D'Silva KM, Serling-Boyd N, Wallwork R, Todd DJ, Bhana S, Costello W, Grainger R, Hausmann JS, **Liew JW**, Sirotich E, Sufka P, Wallace ZS, Machado PM, Robinson PC, Yazdany J, Alliance C-GR. Association of race and ethnicity with COVID-19 outcomes in rheumatic disease: Data from the COVID-19 Global Rheumatology Alliance Physician Registry. *Arthritis Rheumatol*. 2021;73(3):374-380. doi: 10.1002/art.41567. PMID:33146001; PMC8467766.

Gokce N, Karki S, Dobyns A, Zizza E, Sroczynski E, Palmisano JN, Mazzotta C, Hamburg NM, Pernar LI, Carmine B, Carter CO, **LaValley M**, Hess DT, Apovian CM, Farb MG. Association of bariatric surgery with vascular outcomes. *JAMA Netw Open*. 2021;4(7):e2115267. doi: 10.1001/jamanetworkopen.2021.15267. PMID:34251443; PMC8276087.

Gommerman JL, **Browning JL**. Queen's gambit: B cell to follicle. *J Immunol*. 2021;207(3):753-754. Epub 2021/07/30. doi: 10.4049/jimmunol.2100527. PMID:34321285.

Grammatico-Guillon L, **Jafarzadeh SR**, Laurent E, Shea K, Pasco J, Astagneau P, Adams W, Pelton S. Gradual decline in outpatient antibiotic prescriptions in paediatrics: A data warehouse-based 11-year cohort study. *Acta Paediatr*. 2021;110(2):611-617. Epub 2020/06/24. doi: 10.1111/apa.15439. PMID:32573837.

Greco CM, Gaylord SA, Faurot K, Weinberg JM, Gardiner P, Roth I, Barnhill JL, Thomas HN, Dhamne SC, Lathren C, Baez JE, Lawrence S, **Neogi T**, Lasser KE, Castro MG, White AM, Simmons SJ, Ferrao C, Binda DD, Elhadidy N, Eason KM, McTigue KM, Morone NE. The design and methods of the OPTIMUM study: A multisite pragmatic randomized clinical trial of a

telehealth group mindfulness program for persons with chronic low back pain. *Contemp Clin Trials*. 2021;109:106545. doi: 10.1016/j.cct.2021.106545. PMID:34455111; PMC8691659.

Hausmann JS, Kennedy K, Simard JF, **Liew JW**, Sparks JA, Moni TT, Harrison C, Larche MJ, Levine M, Sattui SE, Semalulu T, Foster G, Surangiwalla S, Thabane L, Beesley RP, Durrant KL, Mateus EF, Mingolla S, Nudel M, Palmerlee CA, Richards DP, Liew DFL, Hill CL, Bhana S, Costello W, Grainger R, Machado PM, Robinson PC, Sufka P, Wallace ZS, Yazdany J, Sirotich E, Alliance C-GR. Immediate effect of the COVID-19 pandemic on patient health, health-care use, and behaviours: Results from an international survey of people with rheumatic diseases. *Lancet Rheumatol*. 2021;3(10):e707-e714. doi: 10.1016/S2665-9913(21)00175-2. PMID:34316727; PMC8298011.

Holden MA, Callaghan M, **Felson D**, Birrell F, Nicholls E, Jowett S, Kigozi J, McBeth J, Borrelli B, Jinks C, Foster NE, Dziedzic K, Mallen C, Ingram C, Sutton A, Lawton S, Halliday N, Hartshorne L, Williams H, Browell R, Hudson H, Marshall M, Sowden G, Herron D, Asamane E, Peat G. Clinical and cost-effectiveness of bracing in symptomatic knee osteoarthritis management: Protocol for a multicentre, primary care, randomised, parallel-group, superiority trial. *BMJ Open*. 2021;11(3):e048196. doi: 10.1136/bmjopen-2020-048196. PMID:33771832; PMC8006841.

Huang IJ, Bays AM, **Liew JW**. Frequency of allopurinol dose reduction in hospitalized patients with gout flares. *J Rheumatol*. 2021;48(3):467-468. Epub 2020/10/17. doi: 10.3899/jrheum.201142. PMID:33060310.

Huang IJ, Pugh T, Xu H, Collins BF, Gardner GC, **Liew JW**. Refractory, recurrent idiopathic pulmonary capillaritis successfully treated with tacrolimus. *J Clin Rheumatol*. 2021;27(8S):S834-S835. Epub 2020/06/13. doi: 10.1097/RHU.0000000000001429. PMID:32530867.

Huizinga JL, Stanley EE, Sullivan JK, Song S, Hunter DJ, Paltiel AD, **Neogi T**, Edwards RR, Katz JN, Losina E. Societal cost of opioid use in symptomatic knee osteoarthritis patients in the United States. *Arthritis Care Res (Hoboken)*. 2021. doi: 10.1002/acr.24581. PMID:33629485; PMC8382774.

Hunt MA, Charlton JM, **Felson DT**, Liu A, Chapman GJ, Graffos A, Jones RK. Frontal plane knee alignment mediates the effect of frontal plane rearfoot motion on knee joint load distribution during walking in people with medial knee osteoarthritis. *Osteoarthritis Cartilage*. 2021;29(5):678-686. Epub 2021/02/15. doi: 10.1016/j.joca.2021.02.003. PMID:33582238.

Izadi Z, Brenner EJ, Mahil SK, Dand N, Yiu ZZN, Yates M, Ungaro RC, Zhang X, Agrawal M, Colombel JF, Gianfrancesco MA, Hyrich KL, Strangfeld A, Carmona L, Mateus EF, Lawson-Tovey S, Klingberg E, Cuomo G, Caprioli M, Cruz-Machado AR, Mazedra Pereira AC, Hasseli R, Pfeil A, Lorenz HM, Hoyer BF, Trupin L, Rush S, Katz P, Schmajuk G, Jacobsohn L, Seet AM, Al Emadi S, Wise L, Gilbert EL, Duarte-Garcia A, Valenzuela-Almada MO, Isnardi CA, Quintana R, Soriano ER, Hsu TY, D'Silva KM, Sparks JA, Patel NJ, Xavier RM, Marques CDL, Kakehasi AM, Flipo RM, Claudepierre P, Cantagrel A, Goupille P, Wallace ZS, Bhana S, Costello W, Grainger R, Hausmann JS, **Liew JW**, Sirotich E, Sufka P, Robinson PC, Machado PM, Griffiths CEM, Barker JN, Smith CH, Yazdany J, Kappelman MD, Psoriasis Patient Registry for Outcomes T, Epidemiology of C-I, the Secure Epidemiology of Coronavirus Under Research Exclusion for Inflammatory Bowel D, the C-GRA, Psoriasis Patient Registry for Outcomes T, Epidemiology of C-I, the Secure Epidemiology of Coronavirus Under Research Exclusion for Inflammatory

Bowel D, the C-GRA. Association between tumor necrosis factor inhibitors and the risk of hospitalization or death among patients with immune-mediated inflammatory disease and COVID-19. *JAMA Netw Open*. 2021;4(10):e2129639. doi: 10.1001/jamanetworkopen.2021.29639. PMID:34661663; PMC8524310.

Jafarzadeh SR, Neogi T, White, D.K., Felson, D.T. Intervention strategies on knee pain to reduce the risk of a knee replacement. *Osteoarthritis and Cartilage*. 2021;29:S298-S299.

Jafarzadeh SR NT, Felson D. Long-term effect of prescription non-steroidal anti-inflammatory drug regular use on the risk of a knee replacement. *Arthritis Rheum*. 2021;73.

Jagpal A, Rahn EJ, Mudano AS, Dalbeth N, Taylor W, Saag KG, Singh JA, Cavagna L, Uhlig T, Perez-Ruiz F, McCarthy G, Gerritsen M, Stamp L, Vazquez Mellado J, Lin C, Vargas-Santos AB, Louthrenoo W, **Neogi T**, Chen YH, Castelar-Pinheiro GDR, Gaffo A. Which factors predict discordance between a patient and physician on a gout flare? *Rheumatology (Oxford)*. 2021;60(2):773-779. Epub 2020/08/15. doi: 10.1093/rheumatology/keaa413. PMID:32793971.

Ji S, Traini C, Mischopoulou M, Gibbons SJ, **Ligresti G**, Faussone-Pellegrini MS, Sha L, Farrugia G, Vannucchi MG, Cipriani G. Muscularis macrophages establish cell-to-cell contacts with telocytes/PDGFRalpha-positive cells and smooth muscle cells in the human and mouse gastrointestinal tract. *Neurogastroenterol Motil*. 2021;33(3):e13993. doi: 10.1111/nmo.13993. PMID:33020982; PMC7902307.

Jinno S, Onishi A, **Dubreuil M**, Hashimoto M, Yamamoto W, Murata K, Takeuchi T, Kotani T, Maeda Y, Ebina K, Son Y, Amuro H, Hara R, Katayama M, Saegusa J. Comparison of the drug retention and reasons for discontinuation of tumor necrosis factor inhibitors and interleukin-6 inhibitors in Japanese patients with elderly-onset rheumatoid arthritis-the ANSWER cohort study. *Arthritis research & therapy*. 2021;23(1):116. doi: 10.1186/s13075-021-02496-w. PMID:33858490; PMC8048332.

Jones DL, Meridew JA, Link PA, Ducharme MT, Lydon KL, Choi KM, Caporarello N, Tan Q, Diaz Espinosa AM, Xiong Y, Lee JH, Ye Z, Yan H, Ordog T, **Ligresti G**, Varelas X, Tschumperlin DJ. ZNF416 is a pivotal transcriptional regulator of fibroblast mechanoactivation. *J Cell Biol*. 2021;220(5). doi: 10.1083/jcb.202007152. PMID:33625469; PMC7918622.

Kim SC, **Neogi T**, Kim E, Lii J, Desai RJ. Trends in utilization of urate-lowering therapies following the US Food and Drug Administration's boxed warning on Febuxostat. *Arthritis Rheumatol*. 2021;73(3):542-543. doi: 10.1002/art.41550. PMID:33029931; PMC7914144.

Kumar D, Link TM, Jafarzadeh SR, **LaValley MP**, Majumdar S, Souza RB. Association of quadriceps adiposity with an increase in knee cartilage, meniscus, or bone marrow lesions over three years. *Arthritis Care Res (Hoboken)*. 2021;73(8):1134-1139. doi: 10.1002/acr.24232. PMID:32339414; PMC7606313.

Kumthekar A, Bittar M, **Dubreuil M**. Educational needs and challenges in axial spondyloarthritis. *Curr Opin Rheumatol*. 2021;33(4):313-318. doi: 10.1097/BOR.0000000000000806. PMID:33973547; PMC8667771.

Kuusalo L, **Felson DT**, Wang N, Lewis CE, Torner J, Nevitt MC, **Neogi T**, Multicenter Osteoarthritis Study G. Metabolic osteoarthritis – relation of diabetes and cardiovascular disease with knee osteoarthritis. *Osteoarthritis Cartilage*. 2021;29(2):230-234. doi: 10.1016/j.joca.2020.09.010. PMID:33253888; PMC8020447.

Lenna S, Tan FK, **Trojanowska M**. Letter of Retraction. *J Immunol*. 2021;206(11):2763. doi: 10.4049/jimmunol.2100171. PMID:34045319; PMC8459722.

Leyland KM, Gates LS, Sanchez-Santos MT, Nevitt MC, **Felson D**, Jones G, Jordan JM, Judge A, Prieto-Alhambra D, Yoshimura N, Newton JL, Callahan LF, Cooper C, Batt ME, Lin J, Liu Q, Cleveland RJ, Collins GS, Arden NK, Committee PS. Knee osteoarthritis and time-to all-cause mortality in six community-based cohorts: an international meta-analysis of individual participant-level data. *Aging Clin Exp Res*. 2021;33(3):529-545. doi: 10.1007/s40520-020-01762-2. PMID:33590469; PMC7943431.

Liew JW, Bhana S, Costello W, Hausmann JS, Machado PM, Robinson PC, Sirotich E, Sufka P, Wallace ZS, Yazdany J, Grainger R, Alliance C-GR. The COVID-19 global rheumatology alliance: Evaluating the rapid design and implementation of an international registry against best practice. *Rheumatology (Oxford)*. 2021;60(1):353-358. doi: 10.1093/rheumatology/keaa483. PMID:32789449; PMC7454885.

Liew JW, Cannon CA, Ji Y, Littman AJ, Hawes SE. Association of arthritis and antihypertensive medication use among individuals with hypertension: A cross-sectional analysis of the 2017 Behavioral Risk Factor Surveillance System. *J Clin Rheumatol*. 2021;27(8):e357-e361. doi: 10.1097/RHU.0000000000001426. PMID:32541614; PMC7736264.

Liew JW, Gianfrancesco MA, Heckbert SR, Gensler LS. The relationship between body mass index, disease activity, and exercise in ankylosing spondylitis. *Arthritis Care Res (Hoboken)*. 2021. Epub 2021/01/28. doi: 10.1002/acr.24565. PMID:33502113.

Liew JW, Jafarzadeh SR, Dubreuil M, Heckbert SR, Mooney SJ, Brown MA, Ishimori ML, Reveille JD, Ward MM, Weisman MH, Gensler LS. The association of tumor necrosis factor inhibitor use with incident hypertension in ankylosing spondylitis: Data From the PSOAS cohort. *J Rheumatol*. 2021. Epub 2021/12/03. doi: 10.3899/jrheum.210332. PMID:34853088.

Liew JW, Kim SC, Peloquin C, **Felson DT**, Jin Y, Lii J, **Neogi T**. Knee osteonecrosis incidence from two real-world data sources. *Osteoarthr Cartil Open*. 2021;3(2). doi: 10.1016/j.ocarto.2021.100169. PMID:33959724; PMC8096165.

Liew JW, Reveille JD, Castillo M, Sawhney H, Naovaratt BS, Heckbert SR, Gensler LS. Cardiovascular risk scores in axial spondyloarthritis versus the general population: A cross-sectional study. *J Rheumatol*. 2021;48(3):361-366. doi: 10.3899/jrheum.200188. PMID:32611668; PMC7775278.

Lui JK, Sangani RA, Chen CA, **Bujor AM**, **Trojanowski MA**, Gopal DM, **LaValley MP**, Wiener RS, Klings ES. The prognostic value of cardiac axis deviation in systemic sclerosis-related pulmonary hypertension. *Arthritis Care Res (Hoboken)*. 2021. doi: 10.1002/acr.24724. PMID:34085410; PMC8639831.

Macri EM, **Neogi T**, Jarraya M, Guermazi A, Roemer F, Lewis CE, Torner JC, Lynch JA, Tolstykh I, **Jafarzadeh SR**, **Stefanik JJ**. Can MRI-defined osteoarthritis features explain anterior knee pain in individuals with, or at risk for, knee osteoarthritis? The MOST Study. *Arthritis Care Res (Hoboken)*. 2021. doi: 10.1002/acr.24604. PMID:33768706; PMC8463633.

Master H, **Neogi T**, **LaValley M**, Thoma LM, Zhang Y, Voinier D, Christiansen MB, White DK. Does the 1-year decline in walking speed predict mortality risk beyond current walking speed in adults with knee osteoarthritis? *J Rheumatol*. 2021;48(2):279-285. doi: 10.3899/jrheum.200259. PMID:33259329; PMC7854382.

Master H, Thoma LM, **Neogi T**, Dunlop DD, **LaValley M**, Christiansen MB, Voinier D, White DK. Daily walking and the risk of knee replacement over 5 years among adults with advanced knee osteoarthritis in the United States. *Arch Phys Med Rehabil*. 2021;102(10):1888-1894. doi: 10.1016/j.apmr.2021.05.014. PMID:34175271; PMC8487939.

Maxwell JL, **Neogi T**, Crossley KM, Macri EM, White D, Guermazi A, Roemer FW, Nevitt MC, Lewis CE, Torner JC, **Stefanik JJ**. Relation of MRI-Detected features of patellofemoral osteoarthritis to pain, performance-based function, and daily walking: The Multicenter Osteoarthritis Study. *ACR Open Rheumatol*. 2021. Epub 2021/11/19. doi: 10.1002/acr2.11361. PMID:34792868.

Mazzotta C, Marden G, **Farina A**, **Bujor A**, **Trojanowski MA**, **Trojanowska M**. FLI1 and ERG protein degradation is regulated via Cathepsin B lysosomal pathway in human dermal microvascular endothelial cells. *Microcirculation*. 2021;28(1):e12660. doi: 10.1111/micc.12660. PMID:32979864; PMC7988617.

McGrew KM, Garwe T, **Jafarzadeh SR**, Drevets DA, Zhao YD, Williams MB, Carabin H. Misclassification error-adjusted prevalence of injection drug use among infective endocarditis hospitalizations in the United States: A serial cross-sectional analysis of the 2007-2016 National Inpatient Sample. *Am J Epidemiol*. 2021;190(4):588-599. doi: 10.1093/aje/kwaa207. PMID:32997130; PMC8244989.

Miura S, Watanabe Y, Saigusa R, Yamashita T, Nakamura K, Hirabayashi M, Miyagawa T, Yoshizaki A, **Trojanowska M**, Sato S, Asano Y. Fli1 deficiency suppresses RALDH1 activity of dermal dendritic cells and related induction of regulatory T cells: a possible role in scleroderma. *Arthritis research & therapy*. 2021;23(1):137. doi: 10.1186/s13075-021-02520-z. PMID:33964960; PMC8106158.

Morillon MB, Christensen R, Singh JA, Dalbeth N, Saag K, Taylor WJ, **Neogi T**, Kennedy MA, Pedersen BM, McCarthy GM, Shea B, Diaz-Torne C, Tedeschi SK, Grainger R, Abhishek A, Gaffo A, Nielsen SM, Noerup A, Simon LS, Lassere M, Tugwell P, Stamp LK, Gout Working Group FTO. Serum urate as a proposed surrogate outcome measure in gout trials: From the OMERACT working group. *Semin Arthritis Rheum*. 2021;51(6):1378-1385. Epub 2021/11/30. doi: 10.1016/j.semarthrit.2021.11.004. PMID:34839932.

Naredo E, Canoso JJ, Vinh J, Salomon-Escoto K, Kalish RA, Pascual-Ramos V, Martinez-Estupinan L, **Kissin E**. Dynamic changes in the infrapatellar knee structures with quadriceps muscle contraction. An in vivo study. *Ann Anat*. 2021;235:151663. Epub 2021/01/03. doi: 10.1016/j.aanat.2020.151663. PMID:33387611.

Ngwa JS, Cabral HJ, Cheng DM, Gagnon DR, **LaValley MP**, Cupples LA. Revisiting methods for modeling longitudinal and survival data: Framingham Heart Study. *BMC Med Res Methodol.* 2021;21(1):29. doi: 10.1186/s12874-021-01207-y. PMID:33568059; PMC7876802.

Nicosia RF, **Ligresti G**, Caporarello N, Akilesh S, Ribatti D. COVID-19 Vasculopathy: mounting evidence for an indirect mechanism of endothelial injury. *Am J Pathol.* 2021;191(8):1374-1384. doi: 10.1016/j.ajpath.2021.05.007. PMID:34033751; PMC8141344.

Noorveriandi H, Parkes MJ, Callaghan MJ, **Felson DT**, O'Neill TW, Hodgson R. Assessment of bone marrow oedema-like lesions using MRI in patellofemoral knee osteoarthritis: comparison of different MRI pulse sequences. *Br J Radiol.* 2021;94(1124):20201367. doi: 10.1259/bjr.20201367. PMID:34233484; PMC8523191.

Pilitsi E, **Kissin E**. Heel fat pad involvement in rheumatoid arthritis: a review and case series. *Clin Rheumatol.* 2021;40(11):4373-4377. Epub 2021/04/05. doi: 10.1007/s10067-021-05725-4. PMID:33813621.

Putman M, Chock YPE, Tam H, Kim AHJ, Sattui SE, Berenbaum F, Danila MI, Korsten P, Sanchez-Alvarez C, Sparks JA, Coates LC, Palmerlee C, Peirce A, Jayatilleke A, Johnson SR, Kilian A, **Liew J**, Prokop LJ, Murad MH, Grainger R, Wallace ZS, Duarte-Garcia A, Alliance C-GR. Antirheumatic disease therapies for the treatment of COVID-19: A systematic review and meta-analysis. *Arthritis Rheumatol.* 2021;73(1):36-47. doi: 10.1002/art.41469. PMID:32741139; PMC7435536.

Ring NAR, Volpe MC, Stepisnik T, Mamolo MG, Panov P, Kocev D, Vodret S, Fortuna S, Calabretti A, Rehman M, Colliva A, Marchesan P, Camparini L, Marcuzzo T, Bussani R, Scarabellotto S, Confalonieri M, Pham TX, **Ligresti G**, Caporarello N, Loffredo FS, Zampieri D, Dzeroski S, Zacchigna S. Wet-dry-wet drug screen leads to the synthesis of TS1, a novel compound reversing lung fibrosis through inhibition of myofibroblast differentiation. *Cell death & disease.* 2021;13(1):2. doi: 10.1038/s41419-021-04439-4. PMID:34916483; PMC8677786.

Robinson PC, Frampton C, Phipps-Green A, **Neogi T**, Stamp L, Taylor W, Merriman TR, Dalbeth N. Longitudinal development of incident gout from low-normal baseline serum urate concentrations: individual participant data analysis. *BMC Rheumatol.* 2021;5(1):33. doi: 10.1186/s41927-021-00204-4. PMID:34452645; PMC8399746.

Roseen EJ, Gerlovin H, **Felson DT**, Delitto A, Sherman KJ, Saper RB. Which chronic low back pain patients respond favorably to yoga, physical therapy, and a self-care book? Responder analyses from a randomized controlled trial. *Pain Med.* 2021;22(1):165-180. doi: 10.1093/pm/pnaa153. PMID:32662833; PMC7861465.

Roseen EJ, Rajendran I, Stein P, Fredman L, Fink HA, **LaValley MP**, Saper RB. Association of back pain with mortality: a systematic review and meta-analysis of cohort studies. *J Gen Intern Med.* 2021;36(10):3148-3158. doi: 10.1007/s11606-021-06732-6. PMID:33876379; PMC8481518.

Samuels J, Pillinger MH, Jevsevar D, **Felson D**, Simon LS. Critical appraisal of intra-articular glucocorticoid injections for symptomatic osteoarthritis of the knee. *Osteoarthritis Cartilage.* 2021;29(1):8-16. Epub 2020/09/11. doi: 10.1016/j.joca.2020.09.001. PMID:32911075.

Sanchez A, Tallman SD, Winburn AP, **Stefanik J**. The effects of orthopedic pathological conditions and systemic diseases on the prevalence of hip osteoarthritis in Modern African- and European-Americans. *Homo*. 2021;72(3):183-203. Epub 2021/06/24. doi: 10.1127/homo/2021/1329. PMID:34160546.

Sattui SE, Conway R, Putman MS, Seet AM, Gianfrancesco MA, Beins K, Hill C, Liew D, Mackie SL, Mehta P, Neill L, Gomez G, Salinas MIH, Maldonado FN, Mariz HA, de Sousa Studart SA, Araujo NC, Knight A, Rozza D, Quartuccio L, Samson M, Bally S, Maria AT, Chazerain P, Hasseli R, Muller-Ladner U, Hoyer BF, Voll R, Torres RP, Luis M, Ribeiro SLE, Al-Emadi S, Sparks JA, Hsu TY, D'Silva KM, Patel NJ, Wise L, Gilbert E, Almada MV, Duarte-Garcia A, Ugarte-Gil M, Jacobsohn L, Izadi Z, Strangfeld A, Mateus EF, Hyrich KL, Gossec L, Carmona L, Lawson-Tovey S, Kearsley-Fleet L, Schaefer M, Sirotich E, Hausmann JS, Sufka P, Bhana S, **Liew JW**, Grainger R, Machado PM, Wallace ZS, Yazdany J, Robinson PC, Global Rheumatology A. Outcomes of COVID-19 in patients with primary systemic vasculitis or polymyalgia rheumatica from the COVID-19 Global Rheumatology Alliance physician registry: A retrospective cohort study. *Lancet Rheumatol*. 2021;3(12):e855-e864. doi: 10.1016/S2665-9913(21)00316-7. PMID:34778843; PMC8570701

Sattui SE, **Liew JW**, Kennedy K, Sirotich E, Putman M, Moni TT, Akpabio A, Alpizar-Rodriguez D, Berenbaum F, Bulina I, Conway R, Singh AD, Duff E, Durrant KL, Gheita TA, Hill CL, Howard RA, Hoyer BF, Hsieh E, El Kibbi L, Kilian A, Kim AH, Liew DFL, Lo C, Miller B, Mingolla S, Nudel M, Palmerlee CA, Singh JA, Singh N, Ugarte-Gil MF, Wallace J, Young KJ, Bhana S, Costello W, Grainger R, Machado PM, Robinson PC, Sufka P, Wallace ZS, Yazdany J, Harrison C, Larche M, Levine M, Foster G, Thabane L, Rider LG, Hausmann JS, Simard JF, Sparks JA. Early experience of COVID-19 vaccination in adults with systemic rheumatic diseases: Results from the COVID-19 Global Rheumatology Alliance Vaccine Survey. *RMD Open*. 2021;7(3). doi: 10.1136/rmdopen-2021-001814. PMID:34493645; PMC8424419.

Schroeder A, Wang N, **Felson DT**, Lewis CE, Nevitt MC, Segal NA. Knee extensor and flexor torque variability during maximal strength testing and change in knee pain and physical function at 60-mo follow-up: The Multicenter Osteoarthritis Study (MOST). *Am J Phys Med Rehabil*. 2021;100(2):196-201. doi: 10.1097/PHM.0000000000001587. PMID:32932359; PMC8024112.

Shah N, Kramer J, Borrelli B, **Kumar D**. Interrelations between factors related to physical activity in inactive adults with knee pain. *Disabil Rehabil*. 2021:1-7. doi: 10.1080/09638288.2021.1891303. PMID:33689528; PMC8426423.

Sinha P, **Jafarzadeh SR**, Assoumou SA, Bielick CG, Carpenter B, Garg S, Harleen S, **Neogi T**, Nishio MJ, Sagar M, Sharp V, **Kissin EY**. The effect of IL-6 Inhibitors on mortality among hospitalized COVID-19 Patients: A Multicenter Study. *J Infect Dis*. 2021;223(4):581-588. doi: 10.1093/infdis/jiaa717. PMID:33216906; PMC7717300.

Solomon DH, Binstadt BA, **Felson DT**, Nigrovic PA. A picture is worth a thousand words, but only if it is a good picture. *Arthritis Rheumatol*. 2021;73(6):912-913. Epub 2021/02/10. doi: 10.1002/art.41682. PMID:33559356.

Solomon DH, Weissman JS, Choi H, Atlas SJ, Berardinelli C, Dedier J, Fischer MA, Fitzgerald J, Hinteregger E, Johnsen B, Marini DD, McLean R, Murray F, **Neogi T**, Oertel LB, Pillinger MH,

Riggs KR, Saag K, Suh D, Watkins J, Barry MJ. Designing a strategy trial for the management of gout: The use of a modified delphi panel. *ACR Open Rheumatol*. 2021;3(5):341-348. doi: 10.1002/acr2.11243. PMID:33932149; PMC8126754.

Sparks JA, Wallace ZS, Seet AM, Gianfrancesco MA, Izadi Z, Hyrich KL, Strangfeld A, Gossec L, Carmona L, Mateus EF, Lawson-Tovey S, Trupin L, Rush S, Katz P, Schmajuk G, Jacobsohn L, Wise L, Gilbert EL, Duarte-Garcia A, Valenzuela-Almada MO, Pons-Estel GJ, Isnardi CA, Berbotto GA, Hsu TY, D'Silva KM, Patel NJ, Kearsley-Fleet L, Schafer M, Ribeiro SLE, Al Emadi S, Tidblad L, Scire CA, Raffener B, Thomas T, Flipo RM, Avouac J, Seror R, Bernardes M, Cunha MM, Hasseli R, Schulze-Koops H, Muller-Ladner U, Specker C, Souza VA, Mota L, Gomides APM, Dieude P, Nikiphorou E, Kronzer VL, Singh N, Ugarte-Gil MF, Wallace B, Akpabio A, Thomas R, Bhana S, Costello W, Grainger R, Hausmann JS, **Liew JW**, Sirotych E, Sufka P, Robinson PC, Machado PM, Yazdany J, Alliance C-GR. Associations of baseline use of biologic or targeted synthetic DMARDs with COVID-19 severity in rheumatoid arthritis: Results from the COVID-19 Global Rheumatology Alliance physician registry. *Ann Rheum Dis*. 2021;80(9):1137-1146. doi: 10.1136/annrheumdis-2021-220418. PMID:34049860; PMC8172266.

Steen Pettersen P, **Neogi T**, Magnusson K, Mathiessen A, Hammer HB, Uhlig T, Kvien TK, Haugen IK. Associations between joint pathologies and central sensitization in persons with hand osteoarthritis: results from the Nor-Hand study. *Rheumatology (Oxford)*. 2021. Epub 2021/09/25. doi: 10.1093/rheumatology/keab708. PMID:34559196.

Stovall R, Peloquin C, **Felson D, Neogi T, Dubreuil M**. Relation of NSAIDs, DMARDs, and TNF inhibitors for ankylosing spondylitis and psoriatic arthritis to risk of total hip and knee arthroplasty. *J Rheumatol*. 2021;48(7):1007-1013. Epub 2021/01/17. doi: 10.3899/jrheum.200453. PMID:33452168.

Stovall R, Peloquin C, **Felson D, Neogi T, Dubreuil M**. Relation of therapies for ankylosing spondylitis and psoriatic arthritis to risk of myocardial infarction: a nested case control study. *BMC Rheumatol*. 2021;5(1):36. doi: 10.1186/s41927-021-00207-1. PMID:34321112; PMC8320220.

Strangfeld A, Schafer M, Gianfrancesco MA, Lawson-Tovey S, **Liew JW**, Ljung L, Mateus EF, Richez C, Santos MJ, Schmajuk G, Scire CA, Sirotych E, Sparks JA, Sufka P, Thomas T, Trupin L, Wallace ZS, Al-Adely S, Bachiller-Corral J, Bhana S, Cacoub P, Carmona L, Costello R, Costello W, Gossec L, Grainger R, Hachulla E, Hasseli R, Hausmann JS, Hyrich KL, Izadi Z, Jacobsohn L, Katz P, Kearsley-Fleet L, Robinson PC, Yazdany J, Machado PM, Alliance C-GR. Factors associated with COVID-19-related death in people with rheumatic diseases: results from the COVID-19 Global Rheumatology Alliance physician-reported registry. *Ann Rheum Dis*. 2021;80(7):930-942. doi: 10.1136/annrheumdis-2020-219498. PMID:33504483; PMC7843211.

Sullivan JK, Huizinga J, Edwards RR, Hunter DJ, **Neogi T**, Yelin E, Katz JN, Losina E. Cost-effectiveness of duloxetine for knee OA subjects: the role of pain severity. *Osteoarthritis Cartilage*. 2021;29(1):28-38. doi: 10.1016/j.joca.2020.10.001. PMID:33171315; PMC7814698.

Tan Q, Link PA, Meridew JA, Pham TX, Caporarello N, **Ligresti G**, Tschumperlin DJ. Spontaneous lung fibrosis resolution reveals novel antifibrotic regulators. *Am J Respir Cell Mol Biol*. 2021;64(4):453-464. doi: 10.1165/rcmb.2020-0396OC. PMID:33493091; PMC8008802.

Taylor W, Dalbeth N, Saag KG, Singh JA, Rahn EJ, Mudano AS, Chen YH, Lin CT, Tan P, Louthreno W, Vazquez-Mellado J, Hernandez-Llinas H, **Neogi T**, Vargas-Santos AB, Castelar-Pinheiro G, Chaves-Amorim RB, Uhlig T, Hammer HB, Eliseev M, Perez-Ruiz F, Cavagna L, McCarthy GM, Stamp LK, Gerritsen M, Fana V, Sivera F, Gaffo AL. Flare rate thresholds for patient assessment of disease activity states in gout. *J Rheumatol*. 2021;48(2):293-298. Epub 2020/05/03. doi: 10.3899/jrheum.191242. PMID:32358154.

Tedeschi SK, Pascart T, Latourte A, Godsave C, Kundakci B, Naden RP, Taylor WJ, Dalbeth N, **Neogi T**, Perez-Ruiz F, Rosenthal A, Becce F, Pascual E, Andres M, Bardin T, Doherty M, Ea HK, Filippou G, FitzGerald J, Guitierrez M, Iagnocco A, Jansen TL, Kohler MJ, Liote F, Matza M, McCarthy GM, Ramonda R, Reginato AM, Richette P, Singh JA, Sivera F, So A, Stamp LK, Vinh J, Yokose C, Terkeltaub R, Choi H, Abhishek A. Identifying potential classification criteria for calcium pyrophosphate deposition disease (CPPD): Item generation and item reduction. *Arthritis Care Res (Hoboken)*. 2021. doi: 10.1002/acr.24619. PMID:33973414; PMC8578594.

Thomas MJ, Rathod-Mistry T, Parry EL, Pope C, **Neogi T**, Peat G. Triggers for acute flare in adults with, or at risk of, knee osteoarthritis: a web-based case-crossover study in community-dwelling adults. *Osteoarthritis Cartilage*. 2021;29(7):956-964. doi: 10.1016/j.joca.2021.04.007. PMID:33933585; PMC8239447.

Valero-Munoz M, Oh A, Faudoa E, Breton-Romero R, El Adili F, **Bujor A**, Sam F. Endothelial-mesenchymal transition in heart failure with a preserved ejection fraction: Insights into the cardiorenal syndrome. *Circ Heart Fail*. 2021;14(9):e008372. doi: 10.1161/CIRCHEARTFAILURE.121.008372. PMID:34407636; PMC8575120.

van Buuren MMA, Arden NK, Bierma-Zeinstra SMA, Bramer WM, Casartelli NC, **Felson DT**, Jones G, Lane NE, Lindner C, Maffioletti NA, van Meurs JBJ, Nelson AE, Nevitt MC, Valenzuela PL, Verhaar JAN, Weinans H, Agricola R. Statistical shape modeling of the hip and the association with hip osteoarthritis: a systematic review. *Osteoarthritis Cartilage*. 2021;29(5):607-618. Epub 2020/12/19. doi: 10.1016/j.joca.2020.12.003. PMID:33338641.

Volfson-Sedletsy V, Jones At, Hernandez-Escalante J, **Dooms H**. Emerging therapeutic strategies to restore regulatory T cell control of islet autoimmunity in Type 1 diabetes. *Front Immunol*. 2021;12:635767. doi: 10.3389/fimmu.2021.635767. PMID:33815387; PMC8015774.

Wallace BI, Moore MN, Heisler AC, Muhammad LN, Song J, Clauw DJ, Bingham CO, Bolster MB, Marder W, **Neogi T**, Wohlfahrt A, Dunlop DD, Lee YC. Fibromyalgians and glucocorticoid persistence among patients with rheumatoid arthritis. *Rheumatology (Oxford)*. 2021. Epub 2021/07/23. doi: 10.1093/rheumatology/keab583. PMID:34293092.

Yeoh SA, Young K, Putman M, Sattui S, Conway R, **Graef E**, Kilian A, Konig M, Sparks J, Ugarte-Gil M, Upton L, Berenbaum F, Bhana S, Costello W, Hausmann J, Machado P, Robinson P, Sirotich E, Sufka P, Yazdany J, **Liew J**, Grainger R, Wallace Z, Jayatilleke A, Global Rheumatology A. Rapid adoption of telemedicine in rheumatology care during the COVID-19 pandemic highlights training and supervision concerns among rheumatology trainees. *ACR Open Rheumatol*. 2021. doi: 10.1002/acr2.11355. PMID:34791821; PMC8652624.

Vinh J, Torralba KD, Choi KS, Fairchild RM, Cannella A, Salto L, **Kissin EY**, Thiele R, Oberle EJ, Marston B, Nishio MJ, for U. North American musculoskeletal ultrasound scanning protocol of

the hip, knee, ankle, and foot: update of a Delphi consensus study. *Clin Rheumatol*. 2021;40(10):4233-4242. Epub 2021/04/07. doi: 10.1007/s10067-021-05716-5. PMID:33821367.

Zajac JA, Cavanaugh JT, Baker T, Colon-Semenza C, DeAngelis TR, Duncan RP, Fulford D, **LaValley M**, Nordahl T, Rawson KS, Saint-Hilaire M, Thomas CA, Earhart GM, Ellis TD. Are mobile persons with Parkinson Disease necessarily more active? *J Neurol Phys Ther*. 2021;45(4):259-265. doi: 10.1097/NPT.0000000000000362. PMID:34091569; PMC8460597.

Zeng L, Qasim A, **Neogi T**, Fitzgerald JD, Dalbeth N, Mikuls TR, Guyatt GH, Brignardello-Petersen R. Efficacy and safety of pharmacologic interventions in patients experiencing a gout flare: A systematic review and network meta-analysis. *Arthritis Care Res (Hoboken)*. 2021;73(5):755-764. Epub 2020/08/03. doi: 10.1002/acr.24402. PMID:32741131.

Zhai G, Sun X, Randell EW, Liu M, Wang N, Tolstykh I, Rahman P, Torner J, Lewis CE, Nevitt MC, Guermazi A, Roemer F, **Felson DT**. Phenylalanine is a novel marker for radiographic knee osteoarthritis progression: The MOST Study. *J Rheumatol*. 2021;48(1):123-128. doi: 10.3899/jrheum.200054. PMID:32358162; PMC8039838.

Zheng C, Fillmore NR, Ramos-Cejudo J, Brophy M, Osorio R, Gurney ME, Qiu WQ, Au R, Perry G, **Dubreuil M**, Chen SG, Qi X, Davis PB, Do N, Xu R. Potential long-term effect of tumor necrosis factor inhibitors on dementia risk: A propensity score matched retrospective cohort study in US veterans. *Alzheimers Dement*. 2021. Epub 2021/09/28. doi: 10.1002/alz.12465. PMID:34569707.

FELLOW PUBLICATIONS

A representative list of publications of research performed during their fellowship by current and past graduates of our fellowship-training program, highlighting the strength of the research training and successes of our fellows:

Pablo Zertuche

Alkylresorcinol, a biomarker for whole grain intake, is not associated with symptomatic (painful) osteoarthritis

Sali Merjanah

Bittar Mohamad, Merjanah Sali, Alkilany Reem, Magrey Marina. Malignancy in ankylosing spondylitis: A cross-sectional analysis of a large population database. *BMC Rheumatology*. 2022 in press

Igoe A, Merjanah S, Scofield RH. Sjögren Syndrome and cancer. *Rheum Dis Clin North Am*. 2020 Aug;46(3):513-532. doi: 10.1016/j.rdc.2020.05.004. PMID: 32631601.

Merjanah S, Igoe A, Magrey M. Mimics of axial spondyloarthritis. *Curr Opin Rheumatol*. 2019 Jul;31(4):335-343. doi: 10.1097/BOR.0000000000000613. PMID: 31045950

Priyanka Ballal

Ballal P, Peloquin C, Boer CG, et al. Warfarin use and risk of knee and hip replacements. *Annals of the Rheumatic Diseases* 2021;80:605-609.

Ballal P, Boer C, Peloquin C, Neogi T. The relation of oral bisphosphonates to bone marrow lesion. Volume among women with osteoarthritis. *Osteoarthritis and Cartilage*. 2020 Oct 1;28(10):1325-9.

Pablo Zertuche

Klapholz M, Pentakota SR, Zertuche J-P, et al. Matched cohort study of convalescent COVID-19 plasma treatment in severely or life threateningly ill COVID-19 patients. *Open Forum Infectious Diseases*. 2021;8(ofab001). doi:10.1093/ofid/ofab001

Zertuche J-P, Connors J, Scheinman A, Kothari N, Wong K. Using virtual reality as a replacement for hospital tours during residency interviews. *Med Educ Online*. 2020;25(1):1777066. doi:10.1080/10872981.2020.1777066

Jessica Barlow

Is there an association of serum LDL, HDL and total cholesterol with the development of knee osteoarthritis? Jessica Barlow¹, et al. Abstract Number: 2199 • 2019 ACR/ARP Annual Meeting

Tan, IJ, JL Barlow. Sympathetic joint effusion in an urban hospital. *ACR Open Rheumatology* 1.1 (2019): 37-42.

Benjamin Persons

Scruples over speckles. Persons B, Kissin EY. *J Med Ultrasound* 2020; In press. DOI 10.4103/JMU.JMU_122_19

Tracian James- Goulbourne and Vagishwari Murugesan

Sonographic features of salivary glands in Sjögren's Syndrome and its mimics. James-Goulbourne T, Murugesan V, Kissin EY. *Current Rheumatology Reports* 2020 (914); In Press DOI: 10.1007/s11926-020-00914-7

Lineff Martirosian:

Modern landscapes and strategies for learning ultrasound in rheumatology. Widener BB, Cannella A, Martirosian L, Kissin EY. *Rheum Dis Clin North Am*. 2020 Feb;46(1):61-71.

Martirosian L, Bujor AM, Kissin E. Basic calcium phosphate crystal periarthritis involving the distal interphalangeal joints in a patient with systemic lupus erythematosus. *Am J Case Rep*. 20 (2019):1132-1137.

Shing Law

Law ST, Jafarzadeh SR, Govender P, Sun X, Sanchorawala V, **Kissin** EY. Comparison of ultrasound features of major salivary glands in sarcoidosis, amyloidosis, and Sjögren's Syndrome. *Arthritis Care Res (Hoboken)*. 2019 Jul 15. doi: 10.1002/acr.24029. PMID:31309727

Dubreuil M, Frese C, Law S, Fraenkel L, Losina E, Neogi T. Patient preferences in medication for treatment of spondyloarthritis: A qualitative study. *Arthritis Rheumatol*. 2017; 69 (10).

Shing Law, Robert W. Simms and Harrison W. Farber. Use of intravenous epoprostenol as a treatment for the digital vasculopathy associated with the scleroderma spectrum of diseases. *Arthritis & Rheumatol* 2016; 68(10):14L

Andreea M Bujor and Sahar Janjua

Janjua S, Bujor A, LaValley MP, Duran J, Felson DT. Comparison of oral versus parental methotrexate in rheumatoid arthritis: A meta-analysis. *Arthritis Rheumatol*. 2017; 69 (10).

Margarita Bockorny

Durán J, Bockorny M, Dalal D, LaValley M, Felson DT. Methotrexate dosage as a source of bias in biological trials in rheumatoid arthritis: a systematic review. *Ann Rheum Dis*. 2016 Apr 18

Sadao Jinno

Jinno S, Hasegawa K, Neogi T, Goto T, Dubreuil M. Trends in emergency department visits and charges for gout in the United States between 2006 and 2012. *J Rheumatol*. 2016 PMID:27252429

Jinno S, Lu N, Jafarzadeh SR, Dubreuil M. Trends of hospitalization for serious infections in patients with rheumatoid arthritis in the US between 1993 and 2013. *Arthritis Care Res (Hoboken)*. 2018 Apr 21. PMID:28732148

Alicia Rodriguez-Pla

Rodriguez-Pla A, Monach PA. Primary angiitis of the central nervous system in adults and children. *Rheum Dis Clin North Am*. 2015;41(1):47-62

Deepan Dalal

Dalal D, Dubreuil M, Peloquin C, Neogi T, Zhang Y, Choi H, Felson D. Meloxicam and risk of myocardial infarction: A population-based nested case-control study. *Rheumatol Int* 37:2071-2078, 2017. PMID:29030657

Lee T, Lu N, Felson DT, Choi HK, Dalal DS, Zhang Y, Dubreuil M. Use of non-steroidal anti-inflammatory drugs correlates with the risk of venous thromboembolism in knee osteoarthritis patients: A UK population-based case-control study. *Rheumatology (Oxford)*. 2016 Jun;55(6):1099-105 PMID:26983451

Durán J, Bockorny M, Dalal D, LaValley M, Felson DT. Methotrexate dosage as a source of bias in biological trials in rheumatoid arthritis: a systematic review. *Ann Rheum Dis*. 2016 PMID:27091836

Patrick Hook

Chan KK, Hook P, Kissin EY. Point of Care Ultrasound, Soni NJ, Arntfield R, Kory P, *Joints*. Elsevier, 2015 ISBN: 978-1-4557-7569-9

Amy Wu

Man A, Wu A, Ziemek J, Christmann R, Simms RW, Felson DT, Lafyatis R. Patients' perspective of skin involvement in systemic sclerosis. *Arthritis & Rheumatism* 2014; 66(11):S1191

Kyu Chan Kim

Kim KC, Nevit MC, Niu J, Clancy MM, Lane NE, Link TM, Vlad S, Tolstykh I, Jungmann PM, Felson DT, Guermazi A. Association of hip pain with radiographic evidence of hip osteoarthritis: diagnostic test study. *BMJ*. 2015; 351:h5983

Kim C, Linsenmeyer KD, Vald SC, Guermazi A, Clancy MM, Niu J, Felson DT. Prevalence of radiographic and symptomatic hip osteoarthritis in an urban United States community: The Framingham Osteoarthritis Study. *Arthritis Rheumatol*. 2014 Nov; 66(11):3013-7

Diana Vradii

Hook P, Vradii D, Dubreuil M, Pham H, Kissin E. Sonographic Differentiation of Heel Pain: Focal Degenerative Versus Systemic Inflammatory Enthesitis. *Arthritis & Rheumatism* 2014; 66(11):S61

Maureen Dubreuil

Dubreuil M, Greger S, LaValley M, Cunnington J, Sibbitt WL Jr, Kissin EY. Improvement in wrist pain with ultrasound-guided glucocorticoid injections: a meta-analysis of individual patient data. *Seminars in Arthritis and Rheumatism*. 2013;42(5):492-7

Man A, Zhu Y, Zhang Y, Dubreuil M, Rho YH, Peloquin C, Simms RW, Choi HK. The risk of cardiovascular disease in systemic sclerosis: a population-based cohort study. *Annals of Rheumatic Diseases*. 2013;72(7):1188-93

Kissin EY, Garg A, Grayson PC, Dubreuil M, Vradii D, York M, Simms RW. Ultrasound assessment of subcutaneous compressibility: a potential adjunctive diagnostic tool in eosinophilic fasciitis. *J Clin Rheumatol*. 2013;19(7):382-5.

Dubreuil M, Neogi T, Chen CA, Choi HK, Chaisson CE, Hunter DJ, Zhang Y. Increased risk of recurrent gout attacks with hospitalization. *Am J Med*. 2013;126(12):1138-41.

Dubreuil M, Rho YH, Man A, Zhu Y, Zhang Y, Love TJ, Ogdie A, Gelfand JM, Choi HK. Diabetes incidence in psoriatic arthritis, psoriasis and rheumatoid arthritis: a UK population-based cohort study. *Rheumatology (Oxford)*. 2014;53(2):346-52.

Stephanie Greger

Dubreuil M, Greger S, LaValley M, Cunnington J, Sibbitt WL Jr, Kissin EY. Improvement in wrist pain with ultrasound-guided glucocorticoid injections: a meta-analysis of individual patient data. *Seminars in Arthritis and Rheumatism*. 2013;42(5):492-7

Irina Buhaescu

Buhaescu I, Rhee S, York MR, McDonnell M, Merkel PA. A woman with severe lupus nephritis and difficult to control diabetes mellitus. *Arthritis Care & Research* 2011: PMID:21452274

Nadia Gibson

Gibson N, Guermazi A, Clancy M, Niu J, Grayson P, Aliabadi P, Roemer F, Felson DT. Relation of hand enthesophytes with knee enthesopathy: Is osteoarthritis related to a systemic enthesopathy? *Journal of Rheumatology* 2012: PMID:22174209

Peter C. Grayson

Grayson PC, Amudala NA, McAlear CA, Leduc RL, Shereff D, Richesson R, Fraenkel L, Merkel PA. Illness perceptions and fatigue in systemic vasculitis. *Arthritis Care & Research* 2013: PMID:23861259

Grayson PC, Maksimowicz-McKinnon K, Clark TM, Tomasson G, Cuthbertson D, Carette S, Khalidi NA, Langford CA, Monach PA, Seo P, Warrington KJ, Ytterberg SR, Hoffman GS, Merkel PA; Distribution of arterial lesions in Takayasu's arteritis and giant cell arteritis. *Annals of Rheumatology* 2012: PMID:22328740

Grayson PC, Tomasson G, Cuthbertson D, Carette S, Hoffman GS, Khalidi NA, Langford CA, McAlear CA, Monach PA, Seo P, Warrington KJ, Ytterberg SR, Merkel PA; Association of vascular physical examination findings and arteriographic lesions in large vessel vasculitis. Vasculitis Clinical Research Consortium. *Journal of Rheumatology* 2012: PMID:22174204

Grayson PC, Sloan JM, Niles JL, Monach PA, Merkel PA. Antineutrophil cytoplasmic antibodies, autoimmune neutropenia, and vasculitis. *Seminars Arthritis Rheum* 2011: PMID:21507463

Devyani Misra

Misra D, Booth SL, Tolstykh I, Felson DT, Nevitt MC, Lewis CE, Torner J, Neogi T. Vitamin K deficiency is associated with incident knee osteoarthritis. *American Journal of Medicine* 2013: PMID: 23410565

Collins NJ, Misra D, Felson DT, Crossley KM, Roos EM. Measures of knee function: International Knee Documentation Committee (IKDC) Subjective Knee Evaluation Form, Knee Injury and Osteoarthritis Outcome Score (KOOS), Knee Injury and Osteoarthritis Outcome Score Physical Function Short Form (KOOS-PS), Knee Outcome Survey Activities of Daily Living Scale (KOS-ADL), Lysholm Knee Scoring Scale, Oxford Knee Score (OKS), Western Ontario and McMaster Universities Osteoarthritis Index (WOMAC), Activity Rating Scale (ARS), and Tegner Activity Score (TAS). *Arthritis Care & Research* 2011: PMID:22588746

Misra D, Booth SL, Crosier MD, Ordovas JM, Felson DT, Neogi T. Matrix Gla protein polymorphism, but not concentrations, is associated with radiographic hand osteoarthritis. *Journal of Rheumatology* 2011 ;PMID: 1724703;

Misra D, Zhu Y, Zhang Y, Choi HK. The independent impact of congestive heart failure status and diuretic use on serum uric acid among men with a high cardiovascular risk profile: a prospective longitudinal study. *Seminars Arthritis Rheum* 2011: PMID:21435695

Gunnar Tomasson

Tomasson G, Grayson PC, Mahr AD, Lavalley M, Merkel PA. Value of ANCA measurements during remission to predict a relapse of ANCA-associated vasculitis--a meta-analysis. *Rheumatology* 2012. PMID:22039267

Tomasson G, Lavalley M, Tanriverdi K, Finkielman JD, Davis JC Jr, Hoffman GS, McCune WJ, St Clair EW, Specks U, Spiera R, Stone JH, Freedman JE, Merkel PA; Relationship between markers of platelet activation and inflammation with disease activity in Wegener's granulomatosis. Wegener's Granulomatosis Etanercept Trial (WGET) Research Group. 2011: *Annals of the Rheumatic Diseases* 2010: PMID:21411717

Tomasson G, Aspelund T, Jonsson T, Valdimarsson H, Felson DT, Gudnason V. Effect of rheumatoid factor on mortality and coronary heart disease. *Annals Rheumatology* 2010 PMID:19628821

Tomasson G, Monach PA, Merkel PA. Thromboembolic disease in vasculitis. *Curr Opin Rheumatol* 2009; PMID:19077717

Suzanne L. Chapnick

Chapnick SL, Merkel PA. Skin ulcers in a patient with Sjögren's syndrome. *Arthritis Care & Research*; 2010 PMID:20235199

William F. Harvey

Hunter D, Gross KD, McCree P, Li L, Hirko K, Harvey WF. Realignment treatment for medial tibiofemoral osteoarthritis: randomised trial. *Annals of the Rheumatic Diseases* 2012: PMID:22377805

Harvey WF, Yang M, Cooke TD, Segal NA, Lane N, Lewis CE, Felson DT. Association of leg-length inequality with knee osteoarthritis: a cohort study. *Arthritis & Rheumatism* 2007: PMID:20194234

Hunter DJ, Niu J, Felson DT, Harvey WF, Gross KD, McCree P, Aliabadi P, Sack B, Zhang Y. Knee alignment does not predict incident osteoarthritis: the Framingham osteoarthritis study. *Arthritis & Rheumatism* 2007; PMID:17393450

Barton L. Wise

Wise BL, Felson DT, Clancy M, Niu J, Neogi T, Lane NE, Hietpas J, Curtis JR, Bradley LA, Torner JC, Zhang Y. Consistency of knee pain and risk of knee replacement: the Multicenter Osteoarthritis Study. *Journal of Rheumatology* 2011: PMID:21498481

Wise BL, Demissie S, Cupples LA, Felson DT, Yang M, Shearman AM, Aliabadi P, Hunter DJ. The relationship of estrogen receptor-alpha and -beta genes with osteoarthritis of the hand. *Journal of Rheumatology* 2009; PMID:19884274

Steven C. Vlad

Vlad SC, Neogi T, Aliabadi P, Fontes JD, Felson DT. No association between markers of inflammation and osteoarthritis of the hands and knees. *Journal of Rheumatology* 2011: PMID:21572158

Vlad SC. Protective effect of hydroxychloroquine on renal damage may be biased: comment on the article by Pons-Estel et al. *Arthritis & Rheumatism* 2009: PMID:19877089

Vlad SC, Felson DT, Miller DR. Can health care databases be used to identify incident cases of osteonecrosis? *Arthritis Research & Therapy* 2009: PMID:19534782

Vlad SC, LaValley MP. Intention-to-treat analysis may better represent the actual efficacy. *Archives of Internal Medicine* 2008 PMID:18541834:

Vlad SC, Miller DR, Kowall NW, Felson DT. Protective effects of NSAIDs on the development of Alzheimer disease. *Neurology* 2008: PMID:18458226

Vlad SC, LaValley MP, McAlindon TE, Felson DT. Glucosamine for pain in osteoarthritis: Why do trial results differ? *Arthritis & Rheumatism* 2007: PMID:17599746

Michael York

York M, Hunter; Initial combination therapy with prednisone or infliximab improved outcomes in early rheumatoid arthritis more than DMARDs alone. *ACP J Club* 2006 DJ.PMID:16646616

Hunter DJ, York M, Chaisson CE, Woods R, Niu J, Zhang Y; Recent diuretic use and the risk of recurrent gout attacks: the online case-crossover gout study. *Journal of Rheumatology* 2006: PMID:16758506

Grace H. Lo

Lo GH, Hunter DJ, Zhang Y, McLennan CE, Lavalley MP, Kiel DP, McLean RR, Genant HK, Guermazi A, Felson DT. Bone marrow lesions in the knee are associated with increased local bone density. *Arthritis & Rheumatism* 2005: PMID:16145676

Merkel PA, Lo GH, Holbrook JT, Tibbs AK, Allen NB, Davis JC Jr, Hoffman GS, McCune WJ, St Clair EW, Specks U, Spiera R, Petri M, Stone JH; Wegener's Granulomatosis Etanercept Trial Research Group. Brief communication: high incidence of venous thrombotic events among patients with Wegener granulomatosis: The Wegener's Clinical Occurrence of Thrombosis (WeCLOT) Study. *Annals of Internal Medicine* 2005: PMID:15838068

Lo GH, LaValley M, McAlindon T, Felson DT. Intra-articular hyaluronic acid in treatment of knee osteoarthritis: a meta-analysis. *JAMA* 2003: PMID:14679274

Eugene Y. Kissin

Kissin EY, Schiller AM, Gelbard RB, Anderson JJ, Falanga V, Simms RW, Korn JH, Merkel PA. Durometry for the assessment of skin disease in systemic sclerosis. *Arthritis & Rheumatism* 2006: PMID:16874783

Kissin EY, Corbo JC, Farraye FA, Merkel PA. Colchicine myopathy in a patient with familial Mediterranean fever and normal renal function. *Arthritis & Rheumatism* 2003: PMID:12910572

Kissin EY, Korn JH. Fibrosis in scleroderma. *Rheum Dis Clin North Am* 2003; PMID:12841299

Kissin EY, Lemaire R, Korn JH, Lafyatis R. Transforming growth factor beta induces fibroblast fibrillin-1 matrix formation. *Arthritis & Rheumatism* 2002: PMID:12428243

Boston University School of Medicine
Section of Rheumatology

Conference Abstract Presentations
2021-2022



Examples of Accepted Abstracts for
ACR and OARSI World Congress

Boston University School of Medicine

Rheumatology Conference Schedule

Evans 542 Conference Room
August 2018

1st Wednesday

8:00 am-9:00 am	X-Ray Conference <i>Systematic, comprehensive, biweekly review of musculoskeletal radiographic studies led by Dr. Gene Kissin based on Dr. Burt Sack's lifetime collection of >2000 radiographs amassed over 40 years in practice</i>
9:10 am-10:30 am	Clinical Rounds <i>Wednesday morning each week from 9:10-10:30 AM. The fellow on the BMC inpatient consult service presents patients active on the consult service. Approximately 20-25% of cases should relate to musculoskeletal medicine rather than systemic rheumatic diseases. Outpatient cases are encouraged. The subsequent discussion with participating faculty, fellows, students and residents focuses on differential diagnosis and management decisions. Review of the literature relating to at least one of the topics of discussion is strongly encouraged.</i>
10:30 am-11:30 am	Grand Rounds (clinical)

1st Friday

8:00 am-9:00 am	Fellow Lecture on clinical topic
-----------------	---

2nd Wednesday

8:00 am-9:00 am	Journal Club <i>A biweekly review and critique of recent rheumatology literature from subspecialty and general medicine journals. One fellow generally prepares an article to review for each journal club, with study design topics. Clinical Epidemiology faculty previews the presentations and helps teach on the study design components. Participants include key faculty, other fellows, residents and students.</i>
9:10 am-10:35 am	Clinical Rounds
11:00 am-12:00 pm	Derm/Rheum Conference (609 Albany Street, Pochi Conference Room, 2nd floor) <i>A monthly conference devoted to shared interest with the Department of Dermatology with whom we share a Thursday morning clinic. Both a rheumatology and dermatology fellow present on a case or topic of interest with a faculty discussion to follow.</i>

2nd Friday

8:00 am-9:00 am	Rheumatology-Endocrinology-Infectious Disease Bimonthly Satisfaction Seminar <i>A bi-monthly seminar devoted to shared interest with the endocrinology and ID fellows. Topics include efficiency at work, stress reduction techniques, contract negotiations, developing an effective lecture etc.</i>
-----------------	--

3rd Wednesday

8:00 am-9:00 am	X-Ray Conference
9:10 am-10:35 am	Clinical Rounds
10:30 am-11:30 am	Grand Rounds (research)

3rd Friday

8:00 am-9:00 am	Fellow Lecture on clinical topic
-----------------	---

4th Wednesday

8:00 am-9:00 am	X-Ray Conference vs. soft tissue rheumatism lecture
9:10 am-10:30 am	Clinical Rounds
10:30 am-11:30 am	Faculty Meeting

4th Friday

8:00 am – 9:00 am	Fellow Lecture on clinical topic
-------------------	---



Saturday, November 6, 2021

8:30 AM – 10:30 AM ET

Poster Session: Osteoarthritis – Clinical Poster I (0210–0224)

Kerry E. Costello, PhD | 0210: Using Machine Learning to Predict Medial Knee Cartilage Worsening over 2 Years Using Gait and Physical Activity: The MOST Study [CE0122; AP21-08]

Jean W. Liew, MD, MS | 0219: Intra-Articular Mineralization on Knee CT and Risk of Cartilage Loss: The Multicenter Osteoarthritis Study [CE0108; AP17-07]

Poster Session: SLE – Diagnosis, Manifestations, & Outcomes Poster I: Diagnosis (0323–0356)

Sali Merjanah, MD | 0334: Association between Systemic Lupus Erythematosus and Myasthenia Gravis: A Population-Based National Study

9:30 AM – 10:30 AM ET

Oral Abstracts: Spondyloarthritis Including PsA – Diagnosis, Manifestations, & Outcomes I (0449–0452)

Abstract Moderator(s): **Jean Liew, MD, MS**

12:30 PM – 1:30 PM ET

Press Conference

National Trends in Hospitalizations for Serious Infections in People with Psoriatic Arthritis using the National Inpatient Sample 2012-2017 | **Vagishwari Murugesan, MBBS, FRCPC**

2:00 PM – 3:00 PM ET

Session: Axial Involvement: axSpA vs. PsA

Moderator(s): **Maureen Dubreuil, MD, MSc**

3:15 PM – 3:25 PM ET

Oral Abstracts: Osteoarthritis – Clinical (0478–0483)

Tuhina Neogi, MD, PhD | 0483: Frequent Use of Prescription Oral NSAIDs Among People with Knee or Hip Osteoarthritis Despite Contraindications to or Precautions with NSAIDs

4:30 PM – 5:00 PM ET

COVID-19: Update on Therapeutics

Moderator(s): **Jean Liew, MD, MS**

6:15 PM – 7:00 PM ET

Community Hub Review: Osteoarthritis Clinical includes #0483, #0481, and #0480

Community Session Faculty: **Tuhina Neogi, MD, PhD** | Arani Vivekanantham, MSc, MRCP | Martin Englund, MD, PhD



Sunday, November 7, 2021

8:30 AM – 10:30 AM ET

Poster Session: Research Methodology Poster (0846–0854)

Aileen Ledingham, PhD, MS, PT | 0849: Myalgic Encephalomyelitis/Chronic Fatigue Syndrome: Creating a Foundation for Linking Patient Reported Outcomes Measures with the International Classification of Functioning, Disability and Health

Benjamin Sweigart, MA | 0850: Regression Methods for Modeling Western Ontario and McMaster Universities Arthritis Index (WOMAC) Pain Scores for Early Stage Knee Osteoarthritis

Poster Session: Spondyloarthritis Including PsA – Treatment Poster I: Axial Spondyloarthritis (0908–0939)

Jean W. Liew, MD, MS | 0910: The Association of TNF Inhibitor Use with Incident Hypertension in Ankylosing Spondylitis: Data from the PSOAS Cohort

Poster Session: Systemic Sclerosis & Related Disorders – Basic Science Poster (0541–0559)

Fatima El Adili, MD | 0548: Rapamycin Blocks the Profibrotic Effects of Fli1 Downregulation in Scleroderma Myeloid Cells

10:30 AM – 11:05 AM ET

MOC Session: 2021 CARE: Osteoarthritis (OA) and Related Disorders

Speaker: **Tuhina Neogi, MD, PhD**

Oral Abstracts: Infection-related Rheumatic Disease (0962–0965)

Abstract Moderator(s): **Jean Liew, MD, MS**

4:15 PM – 4:25 PM ET

Poster/Q&A: Reproductive Health & Psoriatic Arthritis: Enhancing Provider Education

Speaker(s): **Vagishwari Murugesan, MBBS, FRCPC**

Monday, November 8, 2021

8:30 AM – 10:30 AM ET

Poster Session: Osteoarthritis – Clinical Poster III (1118–1134)

Ana Beatriz Vargas-Santos, MD, PhD | 1133: The Relation of Serum Urate to Radiographic Knee Osteoarthritis in 2 Cohorts: The ELSA-Brasil MSK and the Original Cohort of the Framingham Heart Study

2:15 PM – 2:25 PM ET

Oral Abstracts: Clinical Epidemiology (1446–1451)

S. Reza Jafarzadeh, PhD | 1447: Long-Term Effect of Prescription Non-Steroidal Anti-Inflammatory Drug Regular Use on the Risk of a Knee Replacement

Tuesday, November 9, 2021

8:30 AM – 10:30 AM ET

Poster Session: Orthopedics, Low Back Pain, & Rehabilitation Poster (1584–1588)

Kosaku Aoyagi, PhD, PT | 1584: Relation of Depressive Symptoms to Alterations in Conditioned Pain Modulation in Knee Osteoarthritis: The Multicenter Osteoarthritis Study (MOST) [CE0112; AP19-07]

Cara L. Lewis, PhD, PT | 1586: Individuals with Pre-arthritic Hip Pain Walk with Hip Motion Alteration Common in Individuals with Hip OA

Poster Session: Spondyloarthritis Including PsA – Diagnosis, Manifestations, & Outcomes Poster IV: Clinical Aspects of PsA & Peripheral SpA (1773–1800)

Vagishwari Murugesan, MBBS, FRCPC | 1783: National Trends in Hospitalizations for Serious Infections in People with Psoriatic Arthritis Using the National Inpatient Sample 2012 – 2017

Late-Breaking Poster Session

Jean W. Liew, MD, MS | 1121273: SARS-CoV-2 Infections Among Vaccinated Individuals with Rheumatic Disease: Results from the COVID-19 Global Rheumatology7 Alliance Provider Registry

10:45 AM – 10:55 AM ET

Oral Session: Abstracts: Orthopedics, Low Back Pain, & Rehabilitation (1901–1904)

Kathryn L. Bacon, PhD, MPH | 1902: Gait Alterations Associated with Worsening Knee Pain over 2 Years: A Machine-learning Approach in the MultiCenter Osteoarthritis Study [CE117; AP18-07]

11:15 AM – 11:25 AM ET

Oral Session: Abstracts: Orthopedics, Low Back Pain, & Rehabilitation (1901–1904)

Devin Driscoll, MD | 1904: Why Does My Knee Hurt After I Got My Knee Replaced?: Evaluation of Neuropathic-like Symptoms and Objective Signs of Neuropathy Post-Knee Replacement in Patients with Knee Osteoarthritis

POST-MEETING PRESENTATIONS

Friday, January 7, 2022

12:00 PM – 12:45 PM ET

Interprofessional Team Poster Tour

Guided Poster Tour Leader: **Michael LaValley, PhD** – Boston University School of Public Health

Friday, February 4, 2022

1:00 PM – 1:45 PM ET

Osteoarthritis Debrief

Post-Conference Speaker: Kent Kwok, MD – University of Arizona

Post-Conference Moderator: **Tuhina Neogi, MD, PhD** – Boston University School of Medicine



2022 OARSI WORLD CONGRESS ON OSTEOARTHRITIS

Legend: **Oral Presentation** **V=Virtual Presentation** **Invited Speaker/Moderator**

All times listed are CEST – Central European Summer Time, which is EST +6 hours [8:06 PM Wed, CEST is 2:06 PM Wed, EST]

[Schedule at a Glance](#)

Wednesday, April 6, 2022

Clinical Trials Symposium

11:00 am to 3:30 pm

The Pain of OA – Deconstruction of Pain and Patient Reported Outcomes (PROs) for the Benefit of Patients and Clinical Trial Design

Presentation

Tuhina Neogi

The illness of OA

David Felson, MD, MPH

Optimizing the assessment of pain and structural outcomes in osteoarthritis trials



Thursday, April 7, 2022

Plenary Session 2: Highest Rated ECI

3:45 pm to 5:15 pm

Michael Rose

Virtual Presentation V-12

Reliability of wearable sensors for assessing gait and chair stand function at home in people with knee osteoarthritis



Friday, April 8, 2022

Plenary Session 3

10:45 am to 12:15 pm

Reza Jafarzadeh

Oral Presentation 25

Room: Potsdam I

Characterizing the combined effect of physical activity measures on structural progression of OA: The Multicenter Osteoarthritis Study



Concurrent Session 3

2:00 pm to 3:30 pm

Kathryn Bacon

Presentation V-35

Machine learning for association of wearable-sensor derived gait measures with worsening knee pain over 2-years: The Multicenter Osteoarthritis Study



Poster Session 1

3:30 pm to 5:00 pm

Soyoung Lee

Virtual Presentation V-509

Association of conditioned pain modulation with exercise-induced hypoalgesia in knee osteoarthritis



Concurrent Session 5: Imaging

5:00 pm to 6:30 pm

Jean Liew

Oral Presentation 45

Room: Potsdam I

Intra-articular mineralization on knee CT and risk of cartilage loss: The Multicenter Osteoarthritis Study



Poster Category: Early Stage OA and Prevention

Kosaku Aoyagi

Presentation V-324

Longitudinal relation of central pain sensitization to development of inefficient descending pain inhibition in knee osteoarthritis: The Multicenter Osteoarthritis Study



Saturday, April 9, 2022

Poster Session 2

3:30 pm to 5:00 pm

Plenary Session: Debate

5:00 pm to 6:00 pm

Tuhina Neogi, MD, PhD, FRCPC



Sunday, April 10, 2022

Concurrent Session 11: Therapeutic Challenges in OA

8:45 am to 10:15 am

David Felson, MD, MPH



Concurrent Session 11

8:45 am to 10:15 am

Deepak Kumar

Oral Presentation 85

Room: Potsdam I

Mindful walking in knee osteoarthritis: A feasibility randomized controlled trial



POSTERS

Tuhina Neogi

Poster #330

Frequent use of prescription NSAIDs and opioids among people with knee or hip osteoarthritis despite contraindications to or precautions with NSAIDs

Michelle Yau

Poster #V-486

Assessing the effect of epigenetic age acceleration on osteoarthritis in the Multicenter Osteoarthritis Study

Michelle Yau

Poster #V-163

Proteomic analysis of incident and prevalent hand and knee osteoarthritis in the Framingham Heart Study

Procedure Log Book

Date	MRN	Age	Gender	Procedure	Supervised/ Unsupervised	Location	Setting	Skills Lab	DOPS	Complications	Comments
3rd July 2017		75	M	Left acromioclavicular joint corticosteroid injection	Supervised	Boston Medical Center	Inpatient	No	No	No	
5th July 2017		70	M	Ultrasound guided left elbow joint aspiration and corticosteroid injection	Supervised	Boston Medical Center	Outpatient	No	No	No	
5th July 2017		70	M	Synovial fluid birefringent light microscopy intracellular rhomboid shaped positively birefringent crystals	Supervised	Boston Medical Center	Outpatient	No	No	No	
5th July 2017		26	F	Left tibio-femoral joint aspiration	Supervised	Boston Medical Center	Outpatient	No	No	No	
6th July 2017		68	M	Right 1st CMC joint corticosteroid injection	Supervised	Veterans Affairs	Outpatient	No	No	No	
6th July 2017		56	M	Right acromio-clavicular joint corticosteroid injection	Supervised	Veterans Affairs	Outpatient	No	No	No	
11th July 2017		37	M	Left tibio-femoral joint aspiration and corticosteroid injection	Supervised	Boston Medical Center	Outpatient	No	No	No	
19th July 2017		56	F	Right anserine bursa corticosteroid injection	Supervised	Boston Medical Center	Outpatient	No	No	No	
19th July 2017		56	F	Left anserine bursa corticosteroid injection	Supervised	Boston Medical Center	Outpatient	No	No	No	
25th July 2017		70	M	Right 2nd trigger finger corticosteroid injection	Supervised	Boston Medical Center	Outpatient	No	No	No	
26th July 2017		cad aver	F	1st carpometacarpal joint aspiration and injection	Supervised	Boston Medical Center	Skills lab	Yes	No	No	cadaver
26th July 2017		cad aver	F	metacarpophalangeal joint aspiration and injection	Supervised	Boston Medical Center	Skills lab	Yes	No	No	cadaver
26th July 2017		cad aver	F	proximal interphalangeal joint aspiration and injection	Supervised	Boston Medical Center	Skills lab	Yes	No	No	cadaver
26th July 2017		cad aver	F	radiocarpal joint aspiration and injection	Supervised	Boston Medical Center	Skills lab	Yes	No	No	cadaver
26th July 2017		cad aver	F	radioulnar joint aspiration and injection	Supervised	Boston Medical Center	Skills lab	Yes	No	No	cadaver
26th July 2017		cad aver	F	Elbow joint aspiration and injection	Supervised	Boston Medical Center	Skills lab	Yes	No	No	cadaver
26th July 2017		cad aver	F	Glenohumeral joint aspiration and injection	Supervised	Boston Medical Center	Skills lab	Yes	No	No	cadaver
26th July 2017		cad aver	F	Acromioclavicular joint aspiration and injection	Supervised	Boston Medical Center	Skills lab	Yes	No	No	cadaver
26th July 2017		cad aver	F	Temporomandibular joint aspiration and injection	Supervised	Boston Medical Center	Skills lab	Yes	No	No	cadaver
26th July 2017		cad aver	F	Sternoclavicular joint aspiration and injection	Supervised	Boston Medical Center	Skills lab	Yes	No	No	cadaver

Dr. Shing Law Rheumatology Fellow Postgraduate Year 5

Procedure Log Book

26th July 2017	cadaver F	Hip joint aspiration and injection	Supervised	Boston Medical Center	Skills lab	Yes	No	No	cadaver
26th July 2017	cadaver F	Proximal tibiofibular joint aspiration and injection	Supervised	Boston Medical Center	Skills lab	Yes	No	No	cadaver
26th July 2017	cadaver F	Tibiotalar joint aspiration and injection	Supervised	Boston Medical Center	Skills lab	Yes	No	No	cadaver
26th July 2017	cadaver F	Subtalar joint aspiration and injection	Supervised	Boston Medical Center	Skills lab	Yes	No	No	cadaver
26th July 2017	cadaver F	Talonavicular joint aspiration and injection	Supervised	Boston Medical Center	Skills lab	Yes	No	No	cadaver
26th July 2017	cadaver F	Tarsometatarsal joint aspiration and injection	Supervised	Boston Medical Center	Skills lab	Yes	No	No	cadaver
26th July 2017	cadaver F	Metatarsophalangeal joint aspiration and injection	Supervised	Boston Medical Center	Skills lab	Yes	No	No	cadaver
26th July 2017	cadaver F	Trigger finger aspiration and injection	Supervised	Boston Medical Center	Skills lab	Yes	No	No	cadaver
26th July 2017	cadaver F	De Quervain's tenosynovial aspiration and injection	Supervised	Boston Medical Center	Skills lab	Yes	No	No	cadaver
26th July 2017	cadaver F	Lateral epicondyle injection	Supervised	Boston Medical Center	Skills lab	Yes	No	No	cadaver
26th July 2017	cadaver F	Medial epicondyle injection	Supervised	Boston Medical Center	Skills lab	Yes	No	No	cadaver
26th July 2017	cadaver F	Subdeltoid bursa aspiration and injection	Supervised	Boston Medical Center	Skills lab	Yes	No	No	cadaver
26th July 2017	cadaver F	Iliolumbar enthesis injection	Supervised	Boston Medical Center	Skills lab	Yes	No	No	cadaver
26th July 2017	cadaver F	Greater trochanter injection	Supervised	Boston Medical Center	Skills lab	Yes	No	No	cadaver
26th July 2017	cadaver F	Iliotibial band injection	Supervised	Boston Medical Center	Skills lab	Yes	No	No	cadaver

Dr Shing Law Rheumatology Fellow Postgraduate Year 5

Procedure Log Book

26th July 2017	cad aver F	Anserine bursa aspiration and injection	Supervised	Boston Medical Center	Skills lab	Yes	No	No	cadaver
26th July 2017	cad aver F	Suprapatellar bursa aspiration and injection	Supervised	Boston Medical Center	Skills lab	Yes	No	No	cadaver
26th July 2017	cad aver F	Infrapatellar bursa aspiration and injection	Supervised	Boston Medical Center	Skills lab	Yes	No	No	cadaver
26th July 2017	cad aver F	Posterior tibialis tendon injection	Supervised	Boston Medical Center	Skills lab	Yes	No	No	cadaver
26th July 2017	cad aver F	Peroneal tendon injection	Supervised	Boston Medical Center	Skills lab	Yes	No	No	cadaver
26th July 2017	cad aver F	Plantar fascia injection	Supervised	Boston Medical Center	Skills lab	Yes	No	No	cadaver
26th July 2017	cad aver F	Carpal tunnel injection	Supervised	Boston Medical Center	Skills lab	Yes	No	No	cadaver
26th July 2017	cad aver F	Supinator syndrome injection	Supervised	Boston Medical Center	Skills lab	Yes	No	No	cadaver
26th July 2017	cad aver F	Pronator syndrome injection	Supervised	Boston Medical Center	Skills lab	Yes	No	No	cadaver
26th July 2017	cad aver F	Cubital tunnel injection	Supervised	Boston Medical Center	Skills lab	Yes	No	No	cadaver
26th July 2017	cad aver F	Suprascapularis nerve injection	Supervised	Boston Medical Center	Skills lab	Yes	No	No	cadaver
26th July 2017	cad aver F	Tarsal tunnel injection	Supervised	Boston Medical Center	Skills lab	Yes	No	No	cadaver
26th July 2017	cad aver F	Morton's neuroma injection	Supervised	Boston Medical Center	Skills lab	Yes	No	No	cadaver
26th July 2017	cad aver F	Dactylitis injection	Supervised	Boston Medical Center	Skills lab	Yes	No	No	cadaver
26th July 2017	49 F	Right medial epicondyle lidocaine injection	Supervised	Boston Medical Center	Outpatient	No	No	No	
26th July 2017	49 F	Right acromio-clavicular joint corticosteroid injection	Supervised	Boston Medical Center	Outpatient	No	No	No	
26th July 2017	49 F	Right carpal tunnel corticosteroid injection	Supervised	Boston Medical Center	Outpatient	No	No	No	

HOUSE OFFICER AGREEMENT

07/01/2022 TO 06/30/2023

- ☐ **FULL NAME:**
- ☐ **PROGRAM:**
- ☐ **PGY LEVEL:** **ANNUAL STIPEND:¹**

This Agreement describes the principles which govern the Boston University Medical Center (BUMC) graduate medical education (GME) programs sponsored by Boston Medical Center (BMC) and your rights and obligations as a participant in the Program. Your signature at the end of the Agreement signifies your acceptance and agreement to the terms and conditions of your training at BMC and affiliates.

1 TERMS OF APPOINTMENT

All Residents and Fellows (House Officers) are appointed for a period of one year.

2 EDUCATIONAL EXPECTATIONS

Responsibilities of House Officers:

A All House Officers shall:

Read and understand the expectations, standards and obligations set forth in the House Officer Agreement.

Cooperate fully with the Program and Hospital in coordinating and completing Residency Review Committee (RRC) and Accreditation Council for Graduate Medical Education (ACGME), Commission on Dental Accreditation (CODA) or Council on Podiatric Medical Education (CPME) accreditation submissions and activities, including the legible and timely completion of patient medical/dental/podiatric records, charts, reports, statistical, operative and procedure logs, faculty and Program evaluations, and/or other documentation required by the RRC, ACGME, CODA, CPME, Hospital, Department, and/or Program of study. Further, agree to cooperate fully in any investigations, discovery, and defense that arise. Failure to cooperate may result in personal liability. Failure to complete records on time may result in suspension from the Program until such records are completed or termination from the Program.

Abide by the rules, regulations, procedures and policies of the Program, BMC and any hospital or other facility while on a rotation at such hospital or facility.

Abide by the Institutional and Program Duty Hours Policy and record all duty hours worked through New Innovations or other mechanism determined by BMC weekly unless excused by the Program Director.

Comply with Health Insurance Portability and Accountability Act (HIPAA) and the BMC's policies and procedures regarding confidentiality of medical records and patient information, including policies restricting access to medical records.

Abide by and be governed by the Bylaws, Rules and Regulations of the Medical-Dental Staff, a copy of which is available on the BMC Intranet.

Permit the Hospital to obtain from and provide to all proper parties any and all information as required or authorized by law or by any accreditation body.

Develop a personal program of self-study and professional growth with guidance from the teaching staff.

Participate in safe, effective and compassionate patient care under general supervision, commensurate with his/her level of advancement and responsibility.

Care for patients to the best of his/her ability.

Participate fully in the educational activities of his/her respective Program and, as required, assume responsibility for teaching and supervising other House Officers and students.

¹ The salary increases scheduled for 2022 will be effective at the start of the first full pay period in July of 2022

Participate in BMC and affiliated programs' activities involving the medical staff and adhere to established practices, procedures, and policies of such institutions.

Participate in BMC, Program of study and affiliated institutions' committees and councils, especially those that relate to patient care review activities, patient safety and quality of care.

Participate in evaluation of the quality of education provided by the Program.

Develop an understanding of ethical, socioeconomic, and medical/ethical issues that affect graduate medical education and how to apply cost containment measures in the provision of patient care.

- B** Conditions for Reappointment and Promotion: Program advancement is based on evidence of satisfactory progressive clinical knowledge and skill, professional behavior, adherence to ethical standards, adherence to BMC policies and procedures, patient/staff interactions, and demonstrated ability to assume increasing responsibility for patient care as determined by the Program Director. Failure to achieve the proficiency level required by the Program may result in the non-promotion, non-renewal or termination of appointment. House Officers who engage in misconduct also may be subject to discipline, including termination. A House Officer may appeal a decision of non-promotion, non-renewal or termination of appointment as described in Article XVI (Discipline) under the Collective Bargaining Agreement between BMC and the Committee of Interns and Residents/Service Employees International Union (CIR/SEIU) (a labor union which represents House Officers at BMC).
- C** Due process: CIR/SEIU is the exclusive collective bargaining agent for BMC designated House Officers. Every House Officer is entitled to due process under the agreement between BMC and the CIR/SEIU. The CIR/SEIU contract can be found on the GME website on the BMC intranet.
- D** Supervision: House Officers are trainees under the general supervision of the Program Director and designated faculty.

3 REQUIREMENTS FOR PROGRAM PARTICIPATION

- A** Licensure: All House Officers must have either (1) a full Massachusetts license or (2) a limited Massachusetts license prior to the date of appointment or the commencement date of the Program. House Officers may not work without a valid medical license, but may attend orientation for which they will be paid. House Officers are responsible for payment of the annual renewal and license fees for a full license only. It is the House Officer's responsibility to provide copies of information, materials and documents required for licensure to the GME Office. Current licensure is a condition for receipt of a salary.
- B** ECFMG Certificate: All graduates of international medical schools must submit a copy of a valid Educational Council for Foreign Medical Graduates (ECFMG) Certificate. ECFMG Certification is the standard for evaluating the qualifications of International Medical Graduates (IMGs) entering the U.S. health care system. The components of ECFMG Certification include examination requirements (USMLE Step 1, Step 2 (CK) and Step 2 (CS)), medical education credential requirements, and a primary source verification of the IMG's medical diploma and transcripts.
- C** Rotations at Affiliates: Most Programs include rotations at one or more affiliated institutions in order to provide the breadth of clinical experience necessary for full training. These affiliated institutions all meet the necessary accreditation requirements for your Program. House Officers on such rotations may receive an appointment to the affiliated hospital upon recommendation of the Program Director.

4 BENEFITS

- A** Liability Insurance (and Tail Coverage) (Article VI), Malpractice Insurance, in the Collective Bargaining agreement between BMC and CIR/SEIU: All House Officers are covered for professional liability for all Program related work under a policy provided by BMC. The professional liability policy is on a modified claims made basis, with limits of \$1,000,000 per incident/\$3,000,000 annual aggregate.
- B** Professional Activities Outside of the Program (Moonlighting): Professional activities outside of the Program, *e.g.* moonlighting, are permissible only at the discretion of the Program Director and with approval of the GME Office, according to the Program's and BMC's moonlighting policies/procedures. To be covered for moonlighting, the House Officer must file a completed Authorization for Resident & Fellow Moonlighting Addendum with the GME Office for submission to the BMC insurance office prior to moonlighting and be properly credentialed for moonlighting by the appropriate hospitals through their Credentials Committee. If the facility at which a House Officer moonlights requires higher malpractice limits, the House Officer is responsible for the payment of any additional malpractice premium.

- C Salary Level:** Salary levels for House Officers are determined on the basis of the level commensurate with the total number of year's post-medical school the individual has attained in an accredited program that is a prerequisite for the current program. The salary level shall be set in accordance with the current schedule adopted by BMC, which may include, if applicable, the salary set forth in the CIR/BMC contract.
- D Vacation and Other Leave:** The Program provides an annual vacation of four weeks with pay except in the Departments of Surgery, Urology, Oral Surgery, Ear, Nose and Throat (ENT), Ophthalmology, Dermatology, and Anesthesia where the respective Chief of Service, with the approval of the Office of Graduate Medical Education, may require the fourth week of vacation leave be in the form of one (1) week of additional compensation in lieu of time off. House Officers will receive fifteen (15) days of sick leave per year. Vacation and sick leave may not be cashed out, and vacation days may not carry over from year to year. Leave, such as professional leave, will be granted at the discretion and with the approval of the Program Director. Parental, and bereavement leaves are granted in accordance with the agreement between BMC and CIR/SEIU. Family and medical leaves will be granted in accordance with applicable federal and state law. Consideration is given to minimum time requirements, i.e. the specialty boards, to ensure the defined number of months of training has been met. Information on eligibility for specialty board examinations is available from the Program Director or the specialty board. House Officers may take up to two (2) personal days in any one academic year (July 1 - June 30) to be paid out of his/her accrued sick leave. Any use of personal days is subject to the approval of the House Officer's department.
- E Health, Life, and Disability Indemnity Insurance:** House Officers are eligible for health, dental, and life insurance benefits. Completed forms must be returned in a timely manner in order to ensure receipt of benefits. BMC provides for the purchase of long and short-term disability coverage through the Voluntary Hospitals House Staff Benefits Plan of the CIR. The Medical Center maintains a policy regarding reasonable accommodation of employees with a qualified disability. Benefits are effective as of the House Officers' hire date.
- F Counseling, Medical, Psychological Support Services:** The BMC Employee Assistance Program (the "EAP Program") is available to House Officers and their immediate family members. The EAP Program provides assessment and serves as a referral source for those in need of further counseling. The program is free and is designed to assist with personal, family and work-related matters.
- G Collective Bargaining Agreement:** The House Officer's salary and benefits are governed by the collective bargaining agreement between the CIR/SEIU and the Boston Medical Center. Should any term or condition of this Section 4 conflict with the terms and conditions in the CIR/SEIU contract, the CIR/SEIU contract will prevail.

5 GRIEVANCE PROCEDURE:

The Grievance Procedure is described in Article IV of the Collective Bargaining Agreement between CIR/SEIU and BMC. A grievance means only a controversy or claim arising directly out of or relating to the interpretation, application or breach of a specific provision(s) of the Agreement during the term of this agreement. Any controversy or claim relating to the academic and/or clinical performance of a House Officer shall not constitute a grievance, but shall be subject to Article XVI, Discipline.

6 CERTIFICATES

Certificates of Program completion will be released a) upon completion of all patient records, including operative notes, and return of all hospital property (books, pagers, uniforms, and other equipment) on or before the date the Program year ends and b) when the House Officer has met all requirements and financial obligations of the Program.

7 INSTITUTIONAL RESPONSIBILITIES

The Hospital has the following obligations:

- A** To use its best efforts, within available resources, to provide an educational training program that meets the ACGME's, CODA's and/or CPME's accreditation standards or other accrediting agencies.
- B** To use its best efforts, within available resources, to provide the House Officer with adequate and appropriate support staff and facilities in accordance with federal, state, local, ACGME, CODA and CPME requirements.
- C** To orient the House Officer to the facilities, philosophies, rules, regulations, and policies of the Hospital and the Institutional and Program Requirements of the ACGME, CODA, CPME and the RRC.
- D** To provide the House Officer with appropriate and adequate faculty and Medical-Dental Staff supervision for all educational and clinical activities.
- E** To maintain an environment conducive to the health and well-being of the House Officer.

- F** To provide the following services: adequate and appropriate ancillary services, meals, on-call rooms, patient and information support services, security, and parking.
- G** To evaluate, through the Program Director and Program faculty, the educational and professional progress and achievement of the House Officer on a regular and periodic basis. The Program Director shall present to and discuss with the House Officer a written summary of the evaluations at least once during each six (6) month period of training and/or more frequently if required by the Program and the program's accreditation agency. House Officers may review and request a copy of their evaluation files consistent with Hospital policy.
- H** Provide a fair and consistent review of the House Officer's concerns and/or grievances, without the fear of reprisal. The House Officer should use the grievance procedure under the agreement between BMC and CIR/SEIU as described in section 5 Grievance Procedure.
- I** To provide a policy preventing sexual and/or other forms of harassment and a mechanism for reporting and investigating such charges. See Medical Center Policy 7.0c (Discrimination and Harassment Policy Including Sexual Harassment).
- J** To provide a written policy regarding physician impairment, including substance abuse, and inform the House Officer of the Hospital's policies for handling physician impairment, including impairment relating to substance abuse.

8 HOSPITAL OR PROGRAM CLOSURE

In the event that the Hospital and/or Program is reduced or closed:

- A** The Hospital and/or Program will notify the affected House Officers of a projected reduction, closure, or discontinuation date as soon as practicable after the decision is made.
- B** The Hospital will either permit the affected House Officers already in the Program to complete their education or assist the affected House Officers in finding appointments to other residency training programs in the same specialty at the appropriate PGY level.
- C** The Hospital will provide proper care, custody and disposition of residency education records and will provide appropriate notification to licensure and specialty boards.

I accept a position as a House Officer at the Boston Medical Center and I hereby agree with the terms and conditions of this agreement.

House Officer Signature

Program Director Signature

Designated Institutional Official



Offer of Appointment

PGY

07/01/2022 - 06/30/2023

Evaluated by:

Incoming Resident\Fellow
Boston Medical Center
BMC-Training Program

Completed On:

Offer of Appointment 2022-2023

Instructions:

Boston Medical Center appoints you as a PGY to the program and term noted above, contingent upon the successful completion of your current year of training, if applicable. The current annual salary is

1* I agree to abide by the policies, the procedures, and the bylaws, rules and regulations of Boston Medical Center and all sites to which I am assigned.

- ☐ Yes
☐ No

2* I agree to fulfill the educational and clinical responsibilities of the graduate medical education training program, during the effective dates, as noted in the ACGME Program Requirements and other approved standards, and act in accordance with the policies, procedures, and goals/objectives of the training program.

- ☐ Yes
☐ No

3* I agree to the release of information to Boston Medical Center pertaining to my professional practice and agree to report to the Institution or its agent(s) incidents involving potential liability during the performance of professional services as part of the training program which occurs at Boston Medical Center or any other health care setting. In addition, I agree to provide reasonable cooperation in the investigation and defense of any such incident by the Institution.

- ☐ Yes
☐ No

4* I will have valid U.S. work authorization.

- ☐ Yes
☐ No

5* I will have a valid Massachusetts Limited or Full License to practice medicine throughout the appointment. I will provide copies of all license applications and wallet card.

- ☐ Yes
☐ No

6* I acknowledge that failure to obtain such U.S. work authorization and/or valid medical license within sixty (60) days of the date of this appointment shall cause this offer to be rescinded. Failure to maintain such U.S. work authorization and/or valid medical license shall be grounds for suspension and/or termination.

- ☐ Yes
☐ No

The Resident/Fellow hereby accepts this offer of appointment

Signatures



FACILITIES AND OTHER RESOURCES

BOSTON UNIVERSITY

Boston University (BU) is the fourth-largest independent university in the United States. With more than 4,000 faculty members and more than 35,000 students, it is a hub of intellectual, scientific, and research activities that pursues the ideal of a research university—that knowledge is best acquired in the pursuit of new knowledge.

BOSTON UNIVERSITY MEDICAL CAMPUS (BUMC)

Boston University Medical Campus (BUMC) is located in the historic South End of Boston, two miles from the Charles River Campus but connected by continuously running shuttles, free cross-campus parking and robust webinar resources. BUMC is a recognized leader in groundbreaking medical research. The Medical Campus houses the School of Medicine, the Goldman School of Dental Medicine, and the School of Public Health. There are currently more than 1.2 million square feet of research space with an additional 320,000 square feet in the final planning phases. Within the past 8 years approximately 437,000 square feet of research space have been created and 122,000 square feet have been renovated. World-renowned researchers at Boston University Medical Center conduct basic, laboratory-based biomedical research, and patient-driven, clinical research programs. Renowned for the quality of teaching and research, and for service to the community, these schools provide education and training in the most current thinking and techniques in their fields, with a particular focus on serving disadvantaged, underserved, and indigent populations. The Provost of the Medical Campus and Dean of the School of Medicine is Karen Antman, MD.



BOSTON UNIVERSITY SCHOOL OF MEDICINE (BUSM)

Boston University School of Medicine (BUSM) is dedicated to the educational, intellectual, professional and personal development of a diverse group of exceptional students, trainees, and faculty who are deeply committed to the study and practice of medicine, to biomedical research, and to public health. As a community, we place great value on excellence, integrity, service, social justice, collegiality, equality of opportunity, and interdisciplinary collaboration. BUSM is one of the major biomedical research institutions in the United States. BUSM is renowned for high quality medical education and teaching, exemplary research, and a commitment to serving the broader Boston community.



BUSM houses many centers and institutes on the Medical Campus that participate in a vast array of research and encompass a research space that exceeds 55,000 square feet. The Clinical Data Warehouse and Clinical Information Exchange are central to this proposal for extracting clinical data. These entities contain data from the emergency, inpatient, and outpatient electronic health records of BMC and Boston HealthNet patients. Accessing these electronic, longitudinal databases provides research opportunities on health services utilization, treatment decisions, and health outcomes of general and special populations across the lifespan. In the present proposal, these resources will be used to provide essential covariates. The medical school is also home to the NIH-funded Clinical and Translational Science Institute.

BUSM combines the dual strengths of a respected academic research center and an innovative, community service-oriented, educational institution. BUSM is a separate, organizationally distinct entity from the Boston University Medical Center (BUMC), its main teaching hospital. However, the school's clinical chairs serve as chiefs of their respective services at BMC. This long-standing integration of academic and clinical leadership has forged a productive collaboration between BMC and BUSM, linking education, research, and service delivery in innovative ways. Boston University Medical Campus is co-located with Boston University School of Medicine (BUSM), Boston University Goldman School of Dental Medicine (BUGSDM), and Boston University School of Public Health (BUSPH). Together, these entities occupy more than 30 buildings on a single campus in close proximity to Boston's low-income neighborhoods.

Section of Rheumatology, Department of Medicine, BUSM

Dr. Tuhina Neogi, Professor of Medicine and of Epidemiology at BUSM and BUSPH is Chief of Rheumatology at BUSM and Boston Medical Center. The Section of Rheumatology is in the Department of Medicine at BUSM. Within this section also sits the Arthritis & Autoimmune Diseases Research Center (**AADRC**), led by Dr. Maria Trojanowska, which focuses on rheumatic disease research. Faculty



Rheumatology

members of the Clinical Research Unit are located in the second floor of the X Building, totaling over 2,500 square feet of office space at the BU School of Medicine, distributed among approximately twenty offices and other support facilities (reception area, printer/photocopy areas, library, conference room, and kitchen areas). The remaining faculty members and the AADRC are located in the main medical school building on the fifth floor, comprising 10,000 square feet of office and laboratory space. Teleconferencing and web conferencing capabilities are available throughout all office spaces, enabling faculty to conduct meetings with collaborators on a more frequent basis in addition to any face-to-face meetings.

Scientific Environment: Faculty members have research interests focusing on different areas of rheumatic diseases and methodology. Rheumatic disease foci include osteoarthritis, gout, scleroderma, spondyloarthritis, and lupus. The Clinical Research Unit methodology foci include study design and statistical methodology development, causal inference methods, clinical trials methodology and meta-analysis, pharmacoepidemiology, machine learning, and conjoint analysis, among others. Additional research foci include functional limitation and disability, work disability, physical therapy, mobile health technologies, imaging (MRI and musculoskeletal ultrasound), anatomy, genetics, nutrition and exercise, and musculoskeletal pain. Members of the AADRC focus on basic and translational research in scleroderma, lupus, inflammation, fibrosis, and autoimmunity.

Numerous data sources are available for clinical research opportunities, including the Multicenter Osteoarthritis Study (MOST), The Health Improvement Network (THIN), and US healthcare claims data, among others. A number of clinical trials are also conducted within the section.

There is particular attention paid to commitment to **early stage investigators** through team mentoring, weekly research meetings, specific resources made to support research endeavors and conference attendance, pilot grants, peer networking events, grant review panels, writing workshops, seminars, and journal clubs, among other activities and opportunities.

There are administrative staff, project managers, programmers, biostatisticians, epidemiologists, research assistants, postdoctoral fellows, graduate students, and a grants manager within the section as well.

Clinical: Boston Medical Center (BMC) is the primary teaching hospital (see below) for BUSM and because of this relationship; investigators who engage in clinical research have access to the facilities at the licensed 514 bed private, not for profit hospital located on the BUMC. Emphasizing community-based care, BMC is the largest safety net hospital and largest 24-hour Level 1 trauma center in New England. Outpatient clinical facilities include a full service suite of 12 examining rooms, conference center and office space in the Shapiro Center. All rheumatologists who are faculty see patients in the outpatient and inpatient facilities as part of their clinical duties unrelated to research. There are three full-time clinical research coordinators in the Section of Rheumatology with administrative space on the fifth floor of the Evans Research Building.

Laboratory: The laboratory resources of the Arthritis & Autoimmune Diseases Research Center occupies the entire fifth floor of the Evans Research Building at BUSM. There is approximately 10,000 square feet of research space. This space includes two tissue culture facilities, several equipment rooms, two darkrooms, a common contained radioactive area, two imaging suites, one for photomicrography and immunofluorescent work, areal-time PCR facility, and two walk in cold rooms and freezers.

Animal: The work carried to be out in this proposal does not involve animals.

Office: All faculty have private offices that are equipped with 1-2 desks, 1-2 large bookshelves, 2 large locking filing cabinets, up-to-date PC with dual monitors, scanner, printer, and phone with hands-free headset. Trainees have personal cubicles or share office space (no more than 2 trainees to an office), each with their own dedicated computer and phone, and use of network printers and office photocopier, scanner, journals, etc.

Computing: All investigators (faculty and trainees) have state-of-the-art PC's/Mac's and workstations with SAS 9.3 or 9.4, S-Plus 4.5, Microsoft Windows 10, Microsoft Access database software, and Microsoft Office 2016. Other statistical software packages available in the unit include S-Plus 2000, STATA, CART, and DBMS Copy. Investigators have direct wired or wireless network access to the Boston University Medical Center's SUN UNIX computer, to the Boston University Academic Computing System (ACS), a network of IBM RS/6000 990 (AIX) computers, and to the Boston University Medical Center's Windows-NT server for file storage and backup. SAS is also available on the SUN and ACS mainframe computers. They have also access to a high-speed enterprise network made up of online resources including high performance central servers, collaborative computing, e-mail resources, web services and general applications training. VPN and remote desktop access are available to all faculty and trainees. Boston University has data protections standards for collecting, handling, storing and using sensitive information properly and securely and provides a framework for comprehensive stewardship of sensitive information. Printing devices in the unit include 4 HP LaserJets and 3 color DeskJets; several pdf-converting scanners are available in the unit.

Additional Resources: BUSM also has a Center for Translational Epidemiology that can provide additional data resources, a Center for Improvement and Implementation Science, single cell sequencing capabilities, and a large bioinformatics program.

The **Boston University Clinical and Translational Science Institute (BU CTSI)**, the BU hub of the national CTSA network, is part of an integrated environment that supports the entire spectrum of translational research. From the Center for Nanoscience and Nanotechnology to the Framingham Heart Study, Boston University's breadth of translational science encompasses the spectrum from T1 through T4. The CTSI serves as a center of expertise which provides tools, services, and resources to clinical and translational investigators to maximize the impact of their discoveries and speed the translation of their research to the bedside. In particular, we are committed to improving the health of vulnerable populations through novel discovery approaches and by engaging this population in the research enterprise. The CTSI's vision is to be the strongest advocate for research that represents the needs of diverse populations by creating superior resources that can be transferred reliably to the national CTSA Network. In an effort to do better research and do research better, CTSI's aims are centered on four key focus areas:

- Discover, demonstrate, deploy, and disseminate novel TRAINING methods that will enhance our entire translational science workforce
- Effect meaningful research relationships with all COMMUNITIES AND STAKEHOLDERS that empower bi-directional contributions to strengthen translational research across the lifespan
- Use our unique, full-spectrum RESEARCH strengths to discover, develop, and disseminate improved treatments and diagnostics that address the problems of our community and nation
- Share innovative best practices with other hubs in the national CTSA network, and COLLABORATE in the conduct of coordinated, multi-center, translational research.

Interactions with BUSM CTSI: The BUSM CTSI provides numerous additional resources as needed. For example, several analytical cores can be accessed readily as needed. The CTSI also oversees the Clinical Data Warehouse from which additional pharmacoepidemiology studies can be carried out. The CTSI's General Clinical Research Unit (GCRU) is a resource utilized by faculty to carry out local study protocols involved study subjects, including collection and storage of biospecimens. The GCRU is situated in 10,000 square feet and has a staff of twenty persons. The Pilot Awards Program may also be beneficial for pursuing promising findings for many members of the Section. The CTSI also supports interdisciplinary collaborative projects (Affinity Research Collaboratives (ARCs)) through specific funding mechanisms. There are a number of CTSI cores that are available to support translational

research projects. For example, the CTSI Core Assay Laboratory facilitates translational research in assay planning and performance of laboratory testing using trained laboratory personnel so that clinical researchers who are not lab-based are able to fully engage in meaningful translational research projects.

Other: All of the support services of a major university campus are available to this project including library, computer center, material management, accounting, business and fiscal and personnel services.

The **BMC/BU Medical Campus Institutional Review Board** is a shared function between Boston University Medical Campus and Boston Medical Center. The IRB Office has a staff of 11, has four boards that each meet every two weeks, and annually reviews 600 protocols, 1200 continuing reviews, 2000 study personnel changes, and 850 amendments. The IRB is a portion of the Human Research Protection Program that was accredited by the Association for the Accreditation of Human Research Protection Programs in December 2017.

BU School of Medicine Centers and Institutes located within BUMC. These categorical homes for interdepartmental clinical and translational research that were developed to be organ- or disease-specific. They have been profound successes in the science they have generated since their inception in 1982. Selected centers and institutes are:

- Alzheimer's Center
- Amyloid Treatment & Research Center
- Arthritis & Autoimmune Diseases Research Center
- Cancer Center
- Cardiovascular Proteomics Center
- Center for Clinical Improvement and Implementation Sciences
- Center for Excellence in Sickle Cell Disease
- Center for Global Health & Development
- Center for Regenerative Medicine
- Center for the Study of Traumatic Encephalopathy
- Data Coordinating Center
- Evans Center for Interdisciplinary Biomedical Research
- Framingham Heart Study
- Genome Science Institute
- Pulmonary Center
- Silvio O. Conte Center for Neuroscience
- Slone Epidemiology Center
- Spivack Center for Clinical & Translational Neuroscience
- Whitaker Cardiovascular Institute
- Women's Health Interdisciplinary Research Center

The Division of Graduate Medical Sciences (GMS) at Boston University School of Medicine (BUSM) is a recognized leader in research and graduate education in the biomedical sciences. Students can choose from 33 fields of study, with interdisciplinary programs available in many areas. Students may pursue PhD or MD/PhD degrees in 15 different departments and programs.

The school contains more than 550,000 square feet of research space in multiple buildings. The School of Medicine financially supports many core laboratories, and houses centers and institutes that participate in a vast array of research. The campus possesses an impressive array of basic research cores with state-of-the art equipment vital for early stage translational research, including analytical instrumentation, biomedical and cellular imaging, biospecimen archive, experimental pathology, flow cytometry, high throughput screening, Illumina sequencing, microarray analyses, mass spectrometry, immunohistochemistry, metabolic phenotyping, and animal imaging including IVIS, MRI, and infrared imaging.

The nationally recognized NHLBI-funded **Boston University Framingham Heart Study (FHS)** has been a leader in the field of population- based research, T3 and T4. Since 1948, careful monitoring of the Framingham Study three cohorts

of FHS population participants has led to the identification of major cardiovascular disease (CVD) risk factors, as well as valuable information on the effects of these factors such as including blood pressure hypertension, blood triglyceride and cholesterol dyslipidemia levels, diabetes, and obesity, as well as



Framingham Heart Study

the contributions of age, gender, sex, and psychosocial issues to CVD risk. Risk factors for other physiological health conditions such as dementia, lung disease, kidney disease, and bone disease have been and continue to be investigated also are under investigation. In addition, the relationships between physical traits and contributions of genetic patterns variation to CVD and other traits are now being studied through genomic analysis initiative using 500K chip technology whole genome sequencing of over 4000 FHS participants. The FHS population research informs current guidelines for the evaluation and management of hypertension and dyslipidemia. New molecular research from the FHS is used by physician scientists where to return to at the bench or to pose new clinical research questions and new basic research projects.

The Framingham Heart Study (FHS), a joint program of at Boston University and the National Heart, Lung, and Blood Institute, is one of the world's most informative and longest running studies on cardiovascular disease (CVD). More than 3,000 articles based on the study's FHS data have been published in peer-reviewed medical journals, including the *New England Journal of Medicine*, the *Journal of the American Medical Association*, *Nature*, *Nature Genetics*, *Circulation*, and the *Lancet*.

The **Laboratory Animal Science Center (LASC)** has been an AAALAC accredited animal care program since 1971. **LASC** has 35,000 square feet and cares for most species of research animals annually under the direction of the Attending Veterinarian. The Institutional Animal Care and Use Committee (IACUC) reviews all protocols prior to ordering of animals. Boston University is a major academic research institution conducting high-quality research as part of its mission of advancing human health. Animal research has been, and continues to be, a critical component of the efforts in advancing our understanding of cancer, heart disease and neurodegenerative diseases such as Alzheimer's and Parkinson's to name a few.

We recognize and embrace the fundamental interdependence of humans and animals and are committed to the core value of humane care in the use of any animals. The institutional committee that oversees the use of animals at Boston University is vigilant in meeting their commitment to animal welfare. The Institutional Animal Care and Use Committee (IACUC) reviews every proposed research protocol.

BOSTON UNIVERSITY NATIONAL EMERGING INFECTIOUS DISEASE LABORATORY (NEIDL)

The National Emerging Infectious Diseases Laboratories (NEIDL) is part of a national network of secure facilities studying infectious diseases that are—or have the potential to become—major public health concerns. The laboratories are dedicated to the development of diagnostics, vaccines, and treatments to combat emerging and re-emerging infectious diseases. In addition to BSL-2 and BSL-3 laboratories, the NEIDL houses a BSL-4 laboratory. The NEIDL adds to the growing life sciences industry in the region, throughout the Commonwealth of Massachusetts, and across the country.



A 192,000-square-foot, \$128M, seven-story building located within BUMC, the NEIDL, funded by the NIH/NIAID, is one of the few laboratories in the U.S. that can support BSL-4 research on pathogens such as the Ebola virus. The containment area includes imaging, aerobiology, insectaries, animal facilities, GMP lab space and other specialized cores and support spaces to support basic research and vaccine development in emerging infectious diseases. In addition, the facility houses a state-of-the-art BSL-4 training simulator to provide hands-on training for research staff, faculty, and some support personnel.

The NEIDL uses state-of-the-art technologies designed to conduct research in safe and secure environments. In fact, the facility was designed and constructed with the highest attention to community and laboratory safety and security. The laboratories emphasize comprehensive core research facilities that enable basic, translational, and clinical research and the development of

products related to emerging infectious diseases. Core support laboratories containing sophisticated facilities are housed at the NEIDL.

The NEIDL represents a major step forward in advancing public health and solidifying the New England area's reputation as the biomedical research hub of the nation. Supported by all local research institutions, the 192,000-square-foot, seven-story building serves as a venue and resource for training researchers in infectious diseases. The facility is located within BioSquare, a biomedical research and business park adjacent to the Boston University Medical Campus.

BOSTON UNIVERSITY SCHOOL OF PUBLIC HEALTH (SPH)

The Boston University School of Public Health established in 1976. Dean Sandro Galea, MD, DrPH, a physician and epidemiologist, has served as Dean of BUSPH since 2015. The Associate Dean for Research is Michael McClean, ScD. BUSPH has 333 faculty, 1,177 students, and approximately 9,000 alumni living and working in all 50 states and more than 100 countries. BUSPH is fully accredited by the Council on Education for Public Health (CEPH) and is ranked 10th in Public Health Graduate Schools by the U.S. News & World Report. It has over 65,000 square feet in dry bench research space and approximately \$50 million in annual research awards. In addition to the MPH and DrPH degree programs, BUSPH offers four PhD degree programs (Biostatistics, Environmental Health, Epidemiology, Health Services Research), six MA and MS degree programs (Applied Biostatistics, Biostatistics, Environmental Health Data Analytics, Epidemiology, Health Services and Systems Research, Public Health Nutrition), and five dual degree programs (MBA/MPH, JD/MPH, MS/MPH, MD/MPH, MSW/MPH). The research focus areas of the school are Urban Living, Aging and Wellbeing, Health across the Lifecourse, and Health Systems, with a particular emphasis on disadvantaged, underserved, and vulnerable populations. The BUSPH services a number of unique large databases described in the application as resources for T4 research.



The **BUSPH Department of Biostatistics** consists of 25 faculty members who are experts in the areas of statistical genetics, clinical trials, and observational studies. Embracing the multidisciplinary nature of biostatistics, faculty design and conduct important studies that span the continuum of public health. Biostatistics faculty is available to our investigators and the scholars program. The second, the Data Coordinating Center (DCC) is a data collection, management and analysis resource for the entire medical campus community. The center's staff provides assistance to members with study design and data processing at every stage of research.

Fundamental to public health research and policy, biostatistics is also one of the most interdisciplinary departments at Boston University School of Public Health. By designing studies, developing new methodologies, and extracting and analyzing information from data, they help inform decisions to promote better health.

Biostatistics faculty members are internationally recognized for methodological innovations in clinical trials and observational studies, statistical genetics analysis, and Bayesian methods. They have a long history of collaborating to address some of the world's most pressing public health concerns, as well as training the next generation of students to tackle emerging public health and medical issues with cutting-edge methods and technological skills.

The **BUSPH Department of Global Health** seeks to improve the health and well-being of underserved populations in low and middle-income countries through research, education and training of students, as well as technical assistance and service. 32 faculty members are involved in major research projects designed to identify and resolve health disparities across the lifespan in more than 24 countries, the majority of these activities are located in Africa and Asia. There are specific research studies focusing on improving reproductive health, pregnancy outcome, child survival and adolescent health,

reducing the economic impacts of HIV/AIDS, tuberculosis and malaria, and improving the diagnosis and outcomes of non-communicable diseases. There is a new focus on developing point of care diagnostics that has relevance in the US and globally and the potential for diagnostic studies that could be conducted in the CRC. The research studies are funded by NIH, USAID, the Bill and Melinda Gates Foundation and many other organizations. There are opportunities for CRC investigators to collaborate with our in country principal investigators on related studies.

Affiliated with the School of Public Health and the Sargent College, the **Slone Epidemiology Center** is a research organization that focuses on studying the possible health effects of medications and a wide variety of other factors in adults and children. Staff of approximately 100 includes specialists in epidemiology, adult and pediatric medicine, nursing, pharmacy, biostatistics, and computer science. Slone researchers use a variety of epidemiological tools, including case-control and follow-up studies, clinical trials, surveillance studies, risk management studies, and population-based surveys.

BOSTON UNIVERSITY GOLDMAN SCHOOL OF DENTAL MEDICINE (GSDM)

The Henry M. Goldman School of Dental Medicine is the dental school at Boston University. Jeffrey Hutter, DMD, is the Dean, and Maria Kukuruzinska, PhD, is the Associate Dean for Research. GSDM is located in a six story building on the BUMC that is the center for teaching, patient care and clinical research. The Henry M. Goldman School of Dental Medicine (GSDM) offers the DMD (both the traditional four-year program and a two-year Advanced Standing program for internationally trained dentists) and advanced certificates and degrees in all recognized specialties. It offers a Doctor of Science in Dentistry (DScD), a Doctor of Science in Oral Biology (DSc), and a Doctor of Philosophy in Oral Biology (PhD). The School has faculty of 450 and 800 students. GSDM is also noted for its student and faculty research and is ranked highly in the nation. GSDM now ranks 12th out of 56 U.S. Dental Schools in research funds awarded by NIH. *Jeffrey Hutter, DMD, is the Dean, and Maria Kukuruzinska, PhD, is the Associate Dean for Research.*



Boston University Henry M. Goldman School of Dental Medicine offers state-of-the-art dental care through our teaching clinic and faculty practice. Emphasizing preventive and restorative dentistry, our experienced dentists, hygienists, and students provide a range of patient services at our Patient Treatment Centers.

The scope of research at GSDM is broad, spanning areas of basic, clinical, public health, and translational sciences. Faculty research interests are in the fields of:

- Endodontics
- Health policy and health services
- Molecular and cell biology
- Oral and maxillofacial surgery
- Oral cancer
- Oral health disparities
- Orthodontics
- Pediatric dentistry
- Periodontology and oral biology and
- Restorative sciences/ biomaterials.

The **GSDM Center for Clinical Research** provides clinical researchers with a location to see research subjects for studies of oral conditions and diseases, as well as oral complications of systemic diseases and facilitates collection of tissue specimens from the oral cavity including saliva, pellicle, scalpel and brush biopsies and swabs of oral mucosa.

The **Center for Clinical Research at the School of Dental Medicine** is a virtual center, facilitating clinical research activities within all BU GSDM patient treatment centers. In addition to patient oriented research, the CCR provides support to investigators involved in epidemiologic and behavioral studies, as well as health outcomes and health services research.

Within the GSDM, social determinants of health are studied as part of the **Office of Global and Population Health (GPH)**. GPH is funded by the following grants:

- Community Based Dental Partnership Program (CBDPP): 13-year grant from the Health Resource and Services Administration (HRSA) totaling just over \$3.5 million
- Transformative Primary Care for Older Adults: Integrating URM Faculty Development and Retention/Dental Faculty Development and Loan Repayment Program (LRP): 5-year grant from the Health Resource and Services Administration (HRSA) totaling just over \$1.3 million
- Integrating Interactive Parent Text Messaging and Oral Health Guidelines into Pediatric Community Health Centers to Reduce Early Childhood Caries: Dr. Henshaw is currently a Co-PI on 5-year grant from the National Institute of Dental and Craniofacial Research (NIDCR) totaling just over \$4.5 million

The overall mission is to improve oral, dental and craniofacial health through research, research training, and the dissemination of health information, with a focus on the elimination of oral health disparities.

BOSTON MEDICAL CENTER (BMC)

A nonprofit institution, Boston Medical Center (BMC) was formed in 1996 by the merger of Boston City Hospital, Boston Rehabilitation Specialty Hospital, and Boston University Medical Center Hospital. BMC encompasses a 514-bed hospital with a Level I Trauma Center, the city's busiest emergency department, and extensive ambulatory services, offering primary care and over 70 medical subspecialties. It employs more than 760 physicians and 1,700 nurses, with approximately 5,700 full-time equivalent employees. BMC is the largest safety net provider in New England, serving more than 840,000 patients per year. More than half are classified as low-income with an annual income below federal poverty level.



Unwavering in its commitment to serve the community, Boston Medical Center is dedicated to providing accessible health care. Approximately 72% of our patient visits come from underserved populations, such as the low-income and elderly, who rely on government payors such as Medicaid, the Health Safety Net, and Medicare for their coverage; thirty two percent do not speak English as a primary language. BMC also offers numerous outreach programs and services, including skin cancer screenings, cholesterol tests, blood pressure screenings, prostate cancer screenings, osteoporosis screenings, eye exams, smoking cessation counseling, and flu shots. In addition, cancer education and prevention seminars are offered in the community, and youth outreach workers are trained for involvement in schools and health fairs.

With more than 26,000 admissions and 1,000,000 patient visits in the last year, BMC provides a comprehensive range of in- and outpatient, clinical, and diagnostic services in more than 70 areas of medical specialties and subspecialties, including cardiac care, neurological care, orthopedics, geriatrics, and women's health.

As the principal teaching affiliate of Boston University School of Medicine, BMC is devoted to training future generations of health care professionals. Every member of the hospital's medical and dental staff holds an academic appointment at the Boston University School of Medicine or at the Boston University Goldman School of Dental Medicine. BMC operates 62 residency training programs with 788 resident and fellowship positions.

Boston Medical Center is a recognized leader in groundbreaking medical research. BMC is the 11th largest recipient of funding in the U.S. from the National Institutes of Health among independent hospitals. BMC received more than \$117 million in budgeted sponsored research funding in 2016, and oversees 568 research and service projects separate from research activities at Boston University School of Medicine. The world-renowned researchers at Boston Medical Center conduct both basic,

laboratory-based biomedical research and clinical research programs, including sickle cell, infectious disease, cardiology, vascular biology, Parkinson's disease, geriatrics, endocrinology, and hematology/oncology.

BMC co-supports key translational research functions including the IRB, IACUC, and LASC. BMC operates its own **Office of Clinical Research and Office of Research Administration**, which assists investigators with BMC-based and patient-oriented grants and contracts, assuring compliance with GCP including proper assignment of research and standard-of-care billing for patients participating in clinical trials. BMC provides substantial institutional support for the BU GCRU in services. Clinical research programs based at BMC have an exceptional track record of minority enrollment on clinical trials. For example, in 2017, the Cancer Clinical Trials Office screened 1,000 new cancer cases diagnosed or treated at BMC for participation in clinical trials. Trials offered include those for treatment, symptom management, prevention, quality of life and translational research. The overall enrollment onto trials was 9%, compared to the national average of 5%. Furthermore, 63% of those patients enrolled onto clinical trials were minority patients.

BMC is a founding partner of **Boston HealthNet, Inc.**, an affiliation of BMC, Boston University School of Medicine, and 14 community health centers (CHCs) located in Boston's most impoverished neighborhoods. The community centers are all within 8 miles of the medical campus. Physicians from the CHCs provide inpatient rounds at BMC and BMC physicians provide a range of specialty care clinics in the CHCs. A shuttle bus system provides round-trip patient transportation. This integrated urban safety net system has garnered national attention. In 2016, Boston HealthNet health center patients accounted for 32.7 percent of outpatient visits and 37.8 percent of all inpatient admissions to Boston Medical Center.

BMC HealthNet Plan (BMCHP) is a not-for-profit health maintenance organization founded in 1997 by Boston Medical Center. BMCHP's Massachusetts business, BMC HealthNet Plan, serves over 240,000 members across the state through several product lines that include MassHealth (Medicaid, including CarePlus) and Qualified Health Plan. BMCHP also offers a senior care options plan for individuals age 65 and older who are also eligible for Medicaid. Because of its ongoing commitment to quality, BMC HealthNet Plan's Qualified Health Plan program has been awarded accredited status from NCQA, the highest accreditation level available at this time. In New Hampshire, BMCHP does business as Well Sense Health Plan. More than 70,000 Medicaid recipients have joined Well Sense Health Plan since New Hampshire began offering managed care coverage to Medicaid recipients in December 2013. Comprehensive coverage for hospital, primary, specialty, and behavioral health care are among the benefits and services provided to all members. In addition, members receive extras beyond traditional benefits, such as free car safety seats and bike helmets for kids, manual breast pumps and dental kits (including electric toothbrush), access to a 24/7 Nurse Advice line, and reimbursements for qualified gym memberships.

BMC hosts a health information exchange linking the CHCs to BMC across a common platform. With investments from BMC, the Health Resources and Services Administration, and private foundations, BMC and the CHCs have implemented a common electronic health record and exchange a range of clinical information. e-Prescribing and e-Referrals are used throughout the system. Data warehouses are in place for BMC and the CHCs and have been programmed to populate diabetes and immunization registries. **The Clinical Data Warehouse and Health Information Exchange**, which contain data from the emergency, inpatient, and outpatient electronic health records of BMC and Boston HealthNet patients, offers unlimited research opportunities on health services utilization, treatment decisions, and health outcomes of general and special populations across the lifespan.

To implement the state's new accountable care organization model which changes how children and adults covered by MassHealth (Medicaid) are cared for and insured in order to reduce costs, the BMC Health System—which includes BMC, its physician practices, and the BMC HealthNet Plan—has formed its own ACO, **Boston Accountable Care Organization (BACO)**. Mercy Medical Center, Signature Healthcare, Southcoast Health and number of the Boston HealthNet CHCs are also members of BACO. With BACO's launch in early 2018, BMC will receive a fixed amount of money to pay for the care of

each MassHealth patient and will be responsible for coordinating everything patients need to stay healthy—both outpatient and inpatient services, as well as community-based services. The result will allow for improved ability to predict patient's health needs and provide more targeted care. BMC has also created a Population Health Services division to provide a mechanism for integration of health plan and hospital expertise. This division will oversee case management services for complex patients, care transitions as well as for specific diseases such as diabetes.

In conjunction with BACO, BMC has created the **THRIVE Screening and Referral Program** to identify and address its patients' social and economic needs, which will improve patient health and lower system costs. More than half of BMC's patients have multiple social determinants of health needs and want help addressing them. The THRIVE Program will help BMC better understand its patients' social needs, communicate those needs and individual care plans to other care providers through electronic medical record documentation, and empower patients and connect them with internal and community resources as requested. The program is currently screening for 8 social determinants of health domains: housing, food, medication affordability, transportation, utilities, caregiving, employment and education.

Finally, BMC has long prided itself on developing and delivering innovative and integrative substance use treatment, training, prevention and research programs, many of which have been replicated at the national level. Recently it received a \$25 million gift from the Grayken family, the largest donation in its history and the largest private gift in the US in the last decade for addiction treatment and medicine, to create the **Grayken Center for Addiction** at BMC. Expert faculty affiliated with the Grayken Center regularly advise local, state, federal, and international governmental agencies on how to address the evolving opioid crisis and to reduce barriers to addiction treatment and harm reducing approaches like naloxone access. It expands existing training programs for doctors, nurses, pharmacists, and other clinicians on addiction medicine, and develops educational materials for prescribers, pharmacists, and other providers. The Grayken Center increases the pace of innovative research at BMC, already one of the most highly respected addictions research programs in the country, with a body of published work that has transformed addiction care. Through pilot research grants to faculty, the center will invest in the "incubation" of ideas in the BMC community (faculty, residents, fellows), and enable further multi-disciplinary research on new approaches examining innovative care models. The Center serves as a clearing house, bringing together leading researchers to share their findings, the trends they are observing, and their work. National conferences will showcase and examine findings from Grayken Center supported pilot projects and other research efforts. Finally, the Grayken Center increases the reach of research led by BMC teams focusing on evidence-based care models, and bringing together the experts to establish metrics against which outcomes can be tracked and more advanced data and analytics infrastructure developed. The Center enables BMC to more broadly disseminate research findings and to scale these programs or export them to partners nationally and internationally, and in the process expand access to treatment and reduce the significant cost of the disease to the health care system.

CHARLES RIVER CAMPUS (CRC)

The Charles River Campus (CRC) is the home for unique translational research resources in engineering, chemistry, physics, biology, and the home for the Photonics Center and the Center for Nanoscience and Nanobiotechnology. The BU School of Engineering has two world-renowned departments: its Biomedical Engineering Department is the only recipient of both Coulter and Fraunhofer endowment programs that support nationally recognized programs in

point of care diagnostics, microfluidics, and photonics, among others. Boston University hosts one of the first interdisciplinary PhD programs in computational mathematics, renamed Bioinformatics, which gave birth to the bioinformatics revolution. Unique programs in chemical synthesis in the Department of Chemistry in the School of Arts and Sciences complement strong research in cancer biology in the

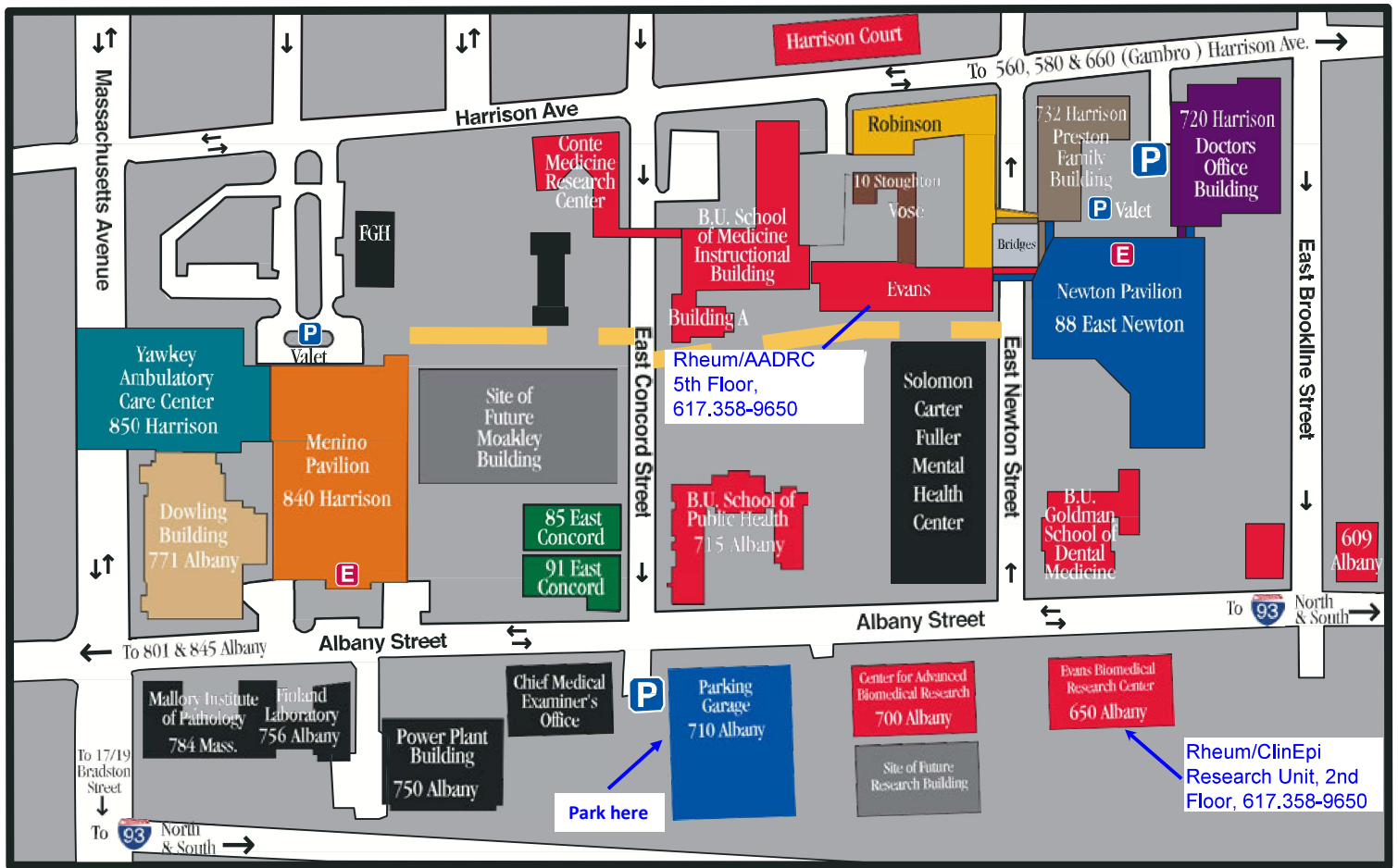


Biology Department. Boston University's College of Health & Rehabilitation Sciences, Sargent College, is a unique entity that fosters programs in physical rehabilitation medicine and research. The university financially supports core laboratories and facilities, as well as houses centers and institutes that participate in a vast array of research.

SUMMARY



The association of the Boston University Medical Campus including the Schools of Medicine, Dentistry, and Public Health, Boston Medical Center hospital, and the BU Charles River Campus provides the foundation for an academic home with an integrated research and training environment dedicated to quality, safety, efficiency and cost effectiveness of clinical and translational research. BMC provides a unique urban safety net population, with a proven record of accomplishment of diversity and successful enrollment on clinical trials. BU provides expertise in training and research in biomedical engineering, informatics, nanosciences, photonics, etc. that supports innovative device development and a strong basic science foundation.



Driving Directions

FROM THE NORTH:

Route 1S (Mystic/Tobin Bridge) to Expressway 93S
Exit 18 (Mass Ave)
At traffic light, right onto access road; stay right
At end of access road, right onto Mass Ave.
Turn right at second light; garage entrance is on the left

FROM THE SOUTH:

Expressway 93N
Exit 18 (Mass Ave)
At the 3rd traffic light, left onto access road; stay right
At end of access road, right onto Mass Ave.
Turn right at second light; garage entrance is on the left

FROM LOGAN AIRPORT:

Sumner Tunnel (Route 1AS) to Expressway 93S
Exit 18 (Mass Ave)
At traffic light, right onto access road; stay right
At end of access road, right onto Mass Ave.
Turn right at second light; garage entrance is on the left

FROM THE WEST:

Massachusetts Turnpike (Route 90E) to end
Expressway 93S to Exit 18 (Mass Ave)
At traffic light, right onto access road; stay right
At end of access road, right onto Mass Ave.
Turn right at second light; garage entrance is on the left

Public Transportation

Boston University Medical Center is served by a number of Massachusetts Bay Transportation Authority (MBTA) routes.

Please call 617-638-8282 for recorded information on publication transportation routes serving the Medical Center or visit our web page online at www.bmc.org and select “*Finding the Hospital*” from the index.

Parking: For all destinations, paid parking is available in the parking garages located at 710 Albany Street and 720 Harrison Avenue. Validation coupons are available for patients and their family/visitors.

