




MedHub Mobile App – Android Download and Login

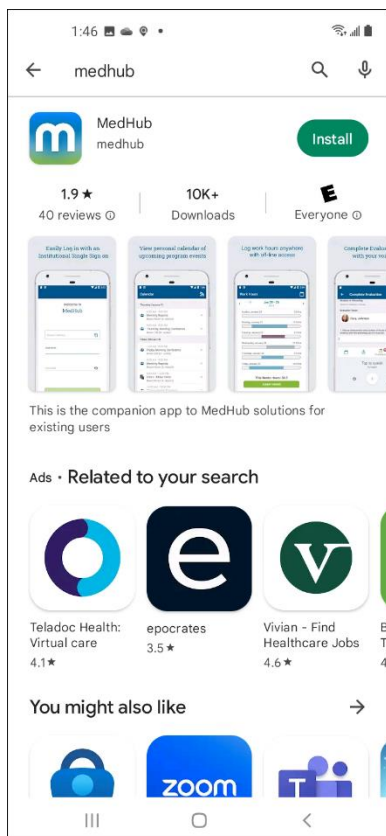
The following are instructions for downloading the MedHub mobile app for Android and how to log into the mobile app using your standard MedHub login credentials.

Navigate to and tap the **Google Play Store** icon on your home screen to open the Google app store.




Tap the Search bar at the top of the screen and search for **MedHub**.

Click on the MedHub mobile application entry and tap **Install** to download the MedHub Android app.



Once the app is downloaded, either click **Open** from within the Google Play Store or navigate to the MedHub mobile app on your home screen (if added to the home screen) and tap it to open.



When the MedHub mobile app launches, you will be asked to accept the MedHub privacy policy. The policy must be accepted to proceed to the login screen. Tap **Accept** for the MedHub and Ascend Global privacy policies to continue. You will not have to perform this step if you have already accepted the privacy policy.

Privacy Policy

MedHub and eValue Website User Terms

THE MEDHUB AND EVALUE WEBSITE USER TERMS SET OUT BELOW ARE A LEGAL AGREEMENT ("AGREEMENT") BETWEEN YOU AND MEDHUB, LLC ("MEDHUB"), AND GOVERN YOUR USE OF THE MEDHUB WEBSITE, THE EVALUE WEBSITE, MEDHUB SERVICES, EVALUE SERVICES, INCLUDING, BUT NOT LIMITED TO, MEDHUB AND EVALUE SOFTWARE AND SYSTEMS MADE AVAILABLE BY MEDHUB THROUGH A SOFTWARE AS A SERVICE MODEL OVER THE INTERNET, ALL MEDHUB AND EVALUE SYSTEMS AND PLATFORMS, MODULES, RELATED DOCUMENTATION AND ANCILLARY PROGRAMS AND SURVEYS OR QUESTIONNAIRES, SUPPORT, TRAINING AND ANY IMPLEMENTATION AND CONSULTING SERVICES DELIVERED BY MEDHUB (COLLECTIVELY THE "SERVICES").

YOUR USE OF THIS WEBSITE AND THE SERVICES INDICATES YOUR CONSENT TO THIS AGREEMENT. IF YOU DO NOT AGREE TO THIS AGREEMENT, YOU ARE NOT PERMITTED TO USE THIS WEBSITE OR THE SERVICES AND SHOULD IMMEDIATELY CEASE SUCH USE.

MedHub is a U.S.-based business, operating in and from the United States.

YOUR MEDHUB OR EVALUE SERVICES ACCOUNT

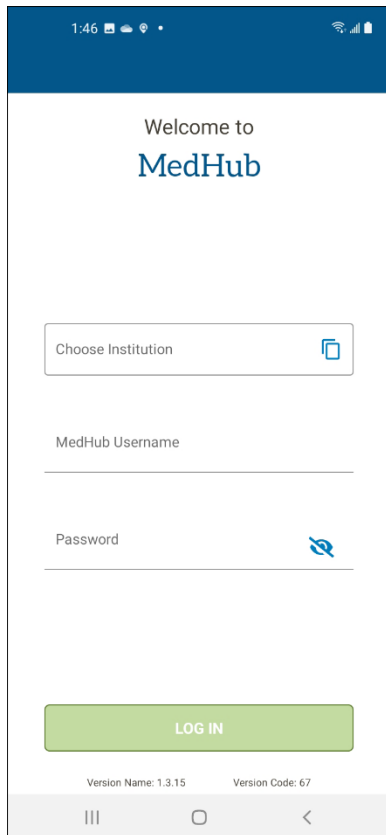
If your institution has licensed the Services, you will be provided access through a username and password, or through a username and password issued by your educational institution's security system, and will be required to agree to these terms and conditions in order to access the Services. If you are an educator, whether employed by the institution or working in a hospital or clinic associated with an institution that licensed Services, your username and password will be issued in the same way and you will also be required to agree to these terms in order to access the Services. If you are an educator who is using the Services for purposes of evaluating and assessing students of an MedHub or eValue customer, you understand and agree that (i) your use of the Services is limited solely to such purposes and governed by these terms; (ii) all information and data that you submit to the MedHub or eValue system shall become the property of the MedHub or eValue customer that licensed use of the Services, and (iii) MedHub reserves the right, in its sole discretion, to prohibit use of the Services by any individual deemed by MedHub to be a competitor or employed by a competitor of MedHub or eValue.

If you have been provided an account with MedHub or eValue ("Account") for your use of Services, you may be required to provide certain information, maintain a secure password, and may be provided with access codes by MedHub. You agree to provide complete and accurate information to MedHub and to permit MedHub to store and use your registration data for use in maintaining your Account. You agree to protect your username and password, as well as any access codes and product codes provided by MedHub, and not share them with others or permit any unauthorized use of Services. If you have reason to believe that someone is using your account without your permission, you should contact your institution immediately. MedHub will not be responsible to you or any third party for any loss or damage resulting from your failure to notify MedHub of unauthorized use or from your allowing others to use and/or not adequately protecting your password, access codes or your Account. By using the Account, you certify and represent that any login, assessment or other interactive tool offered through Services will be completed and utilized only by you and you will not permit any other person to falsely post any information about you or your performance, or answer exam, test, and assessment questions under your name or otherwise. You understand and agree that any false

ACCEPT

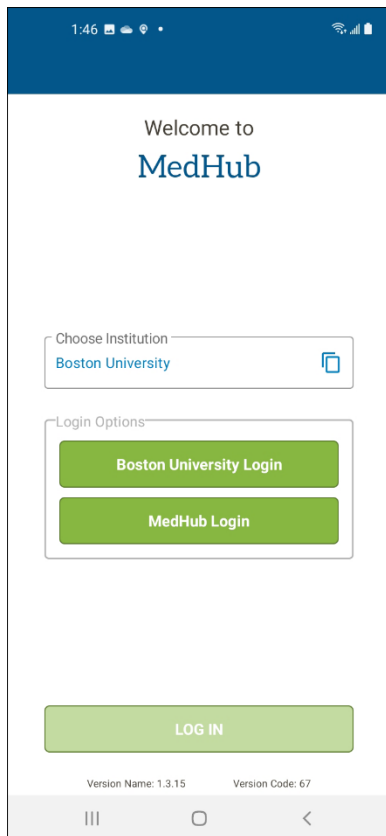
The login screen is displayed once the privacy policy has been accepted.

Tap the **Choose Institution** menu and select your institution from the available options.



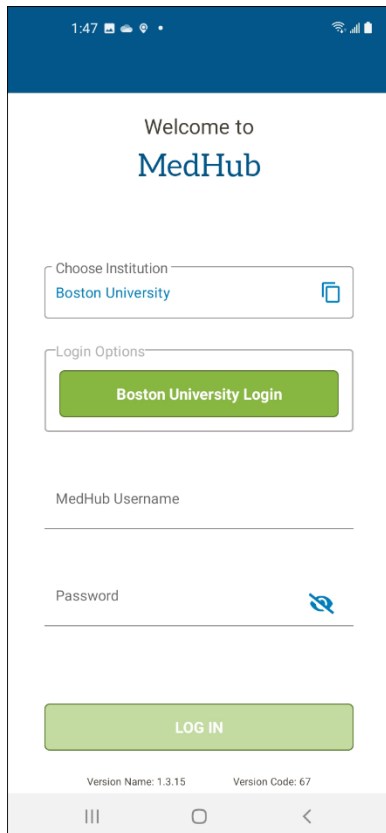
The image shows a mobile application login screen for MedHub. At the top, there is a blue header bar with the time 1:46 and various status icons. Below the header, the text "Welcome to MedHub" is displayed. The main content area contains a "Choose Institution" dropdown menu with a blue icon to its right. Below this are two input fields: "MedHub Username" and "Password", each with a blue icon to its right. A green "LOG IN" button is positioned below the input fields. At the bottom, the version information "Version Name: 1.3.15" and "Version Code: 67" is shown. The screen is framed by a grey border, and the bottom navigation bar is visible.

If your institution uses the Single-Sign-On (SSO) method for MedHub, you will see a **Login Options** menu with both your institution's SSO login and the standard MedHub login listed once you have selected your institution.



Tap on the **MedHub Login** option to enter your standard MedHub credentials. These logins use the same credentials as your login for the MedHub desktop website.

Enter your MedHub username and password and tap **Log In** to access your MedHub mobile account. Tap your institution's login option to use the your institution's Single-Sign-On (SSO) login method instead.



When first logging into the MedHub mobile app, you will be asked to allow push notifications. Tap **Allow** to allow or **Don't Allow** to turn off push notifications. Notification parameters can be changed in your mobile settings.

Once a period of seven days (by default) has elapsed, you will be required to re-enter your login credentials. This time period may be different depending on institutional settings.

You are now logged into the MedHub mobile app. Navigate through the Calendar, Work Hours, Evaluations, or Procedures features along the bottom of the screen, or click on the **More...** option to view additional features.

See the MedHub user manual for additional information on using the mobile app and related features.

