

# Newsletter

Fall 2012



## Message from the Chair

**Rhoda M. Alani, M.D.**

*Herbert Mescon Professor and Chair*

Dear Colleagues:

Welcome to the Fall 2012 Edition of the BU Dermatology Newsletter. Throughout the summer and now into the fall, we remain very busy in the department welcoming new faculty and trainees and undertaking new research programs and academic ventures. I am delighted to share some of the highlights of these activities with you here. In early May, several faculty and residents traveled to Raleigh, NC for the annual Society for Investigative Dermatology meeting and the 75<sup>th</sup> Anniversary Celebration of the SID, where they shared their latest research results. Highlights of the scientific sessions included: state-of-the-art lectures on Stem Cell Biology, Next Generation Sequencing, Cytoskeletal Organization and Function in the Epidermis, and Genomic Tracking of Microbial Pathogens. I particularly enjoyed the Resident Retreat for Future Academicians as well as the PhD Retreat which afforded opportunities to provide mentorship to trainees at the earliest stages of their academic careers in dermatologic research. It is always a pleasure to work with such a bright, eager, and enthusiastic group and I look forward to working with many of these individuals, as colleagues, in the near future. Later in May the department came together with colleagues from virtually every corner of the globe to celebrate the life and career of our dear friend and colleague, Dr. Amal K. Kurban. There were wonderful heartfelt speeches from Amal's former students, residents, classmates, friends, and family members who reminisced about their academic achievements, collegial gatherings, spirited debates, and shared joys. It was a truly moving program that captured the essence of one of dermatology's finest teachers, mentors, clinicians, researchers, and friends whose memory we will always carry in our hearts and whom we hope to continuously honor through leading an exemplary life.

In June we celebrated the achievements of our graduating residents and international students with a cruise in the Boston Harbor. The event was quite festive, despite the less-than-cooperative weather and a few queasy guests, with a nice balance of seriousness, sentimentality, and good old-fashioned fun. We will certainly miss our graduates, but we are so very excited about their futures and are particularly thrilled that so many of them will be continuing in academia, including our former chief residents. Of course, with the graduation of one class of trainees comes the addition of a new class. This year we welcomed five new dermatology residents, along with six new international students and two dermatopathology fellows, with a new Skin Oncology Fellow expected to join us shortly.

Finally, I wanted to remind you of our new multidisciplinary Melanoma Program at BMC (see information below for details). We have formally developed a program to allow for streamlined care of our melanoma patients at Boston Medical Center and to provide coordinated care of our complex pigmented lesion patients. In addition, Total Body Photography is being offered at BMC through DermaTrak. Bill Witmer will be on-site photographing patients at BMC every 3 months. This is an excellent way to track changes in nevi for your complex pigmented lesion patients. To schedule an appointment, please have your patients contact DermaTrak directly and request Total Body Photography at BMC. (Please see last page of newsletter for more information.)

Thanks so much for your support of the department and our programs. I look forward to seeing you at an upcoming departmental function in the near future.

Warmest regards,  
Rhoda

# Residency Program News

## Graduate Residents

Jennifer Powers, MD

Jenny has joined the faculty in the department of dermatology at Vanderbilt. She has been reunited with her husband Mike, who has just completed his first year of medical school at Vanderbilt.

Reza Jacob, MD

Reza has joined a general dermatology practice in San Diego. Joining a practice won't be Reza's only near term life event, as he and his fiancé will be tying the knot later this fall.

Preethi Ramaswamy, MD

Preethi has joined a general dermatology practice in New Jersey just outside of New York City. She is also a volunteer faculty in the department of dermatology at Columbia University College of Physicians and Surgeons.

Stefan Schieke, MD

Stefan has joined the faculty in the department of dermatology at the Medical College of Wisconsin. He is attending clinics and dedicating a significant effort to translational and clinical research focused on cutaneous lymphomas and melanoma.


We were thrilled to learn of the latest batch of dermatology residents that will be joining us in the summer of 2013; Sarah Hahn, Cecilia Larocca, Alina Markova, Jean McGee and Elizabeth Sherlock

We also extend our warmest welcome to the 5 new residents who joined us in July.

	<b>Meghan Hession, MD</b> <b>Medical School:</b> Columbia University College of Physicians and Surgeons <b>Internship:</b> Boston Medical Center
	<b>Robyn Marszalek, MD</b> <b>Medical School:</b> Pennsylvania State University College of Medicine <b>Internship:</b> University of Pittsburgh Medical Center
	<b>Rachel Anolik, MD</b> <b>Medical School:</b> University of Pennsylvania School of Medicine <b>Internship:</b> Pennsylvania Hospital
	<b>Olubusayo "Saya" Obayan, MD, MPH</b> <b>Medical School:</b> Boston University School of Medicine <b>Public Health:</b> Boston University School of Public Health <b>Internship:</b> Rhode Island Hospital
	<b>Yakir Levin, MD, PhD</b> <b>Medical School:</b> Stanford University <b>Masters:</b> Electrical Engineering, Stanford University <b>Doctorate:</b> Electrical Engineering, Stanford University <b>Internship:</b> Emory University Hospital

# *Dermatology News*

The Dermatopathology Section is pleased to announce the addition of Dr. Daniel Miller to our team! Dan received his medical degree from the University of Minnesota Medical School in 2006. Dr. Miller did his residency training in Dermatology at the University of California-San Francisco in 2010. Upon completing his two year dermatopathology fellowship here this year at BUSM, he joined the Dermatology department and currently has a combined role of dermatopathologist and clinician. Dr. Miller is also the Director of the Inpatient Dermatology Consultative Service at Boston Medical Center, as well as the Director of dermatopathology training of residents and international trainees in our department. He is a superbly trained dermatologist and was the recipient of the 2012 Marie-France Demierre Award of Humanism in Dermatology at BU. We are excited to have him working with us!



**Dan Miller, M.D**

The Dermatopathology Section would also like to welcome our new Dermatopathology fellow, Phyu Aung. Phyu is a trained pathologist who is ACGME approved dermatopathology fellow for two years. We also have Tanya Perez joining us from the Philippines, who is our new International Dermatopathology fellow for one year. She is a trained dermatologist who will be joining our other international fellow Siham Marghalani from Saudi Arabia who is soon beginning her second year in our Section.

Jag Bhawan took a trip to Lebanon with Dr. Kurban's family in July. It was a wonderful trip but he missed Dr. Kurban! He was supposed to take this trip last November with Dr. Kurban. Dr. Bhawan also was a visiting professor at the American University of Beirut in Lebanon during the first week of July. He gave two talks and caught up with former fellows, Samer Ghosn and Osama Abbas, as well as former Oncology fellow, Jasmin Abd-el-Baki. They are doing well and send their regards to all. By chance, Dr. Bhawan also met former dermatology resident Rana Shahab from Saudi Arabia while in Lebanon.



**Kurban Family**



**Samer-Ossama-jasmin & Dr. Kibbi**

## Welcome Phyu Aung



Phyu Aung, attended medical school at the Institute of Medicine 1, Rangoon, Burma and received her Ph.D. degree from the Graduate School of Biomedical Sciences, Hiroshima University School of Medicine, Japan. She also received research fellowship training in Cancer Biology at Cleveland Clinic, OH and is currently completing a pathology residency training at National Cancer Institute (NIH). Phi's main research interest is in exploring mechanisms of carcinogenesis in various skin cancers. Her hobbies include flower arrangement and "traveling to explore different foods and cultures".

## International Program News

With seven graduating trainees and six new trainees, this time of the year marks a major transition in the International Graduate Training Program in Dermatology (IGPD). Dr. Katanya Lewis Clark from Jamaica earned a Diploma in Dermatology, Dr. Kirti from India a Certificate in Dermatology, Dr. Chandrapa Chandrangsue (Gibb), Dr. Voraphat Dejsuphong (Vicky), Dr. Napaporn Detchairungrueang (Lily), and Dr. Chidchon Sakjirapapong (Plae), all from Thailand, a Master of Science in Dermatology, and Dr. Passaratep Anurukpaiboon (Pat) a Doctor of Science in Dermatology. Those with an official academic degree from Boston University (Master or Doctor of Science in Dermatology) proudly walked at the Commencement of the School of Medicine on May 19 (see picture).









One of the highlights of the academic year was Dr. Anurukpaiboon's successful defense of his thesis "Skin type-based dosing of nbUVB phototherapy" on June 20. To all the graduating trainees: You worked very hard, we are proud of your accomplishments, and we wish you the very best for the future and successful careers in Dermatology. Please stay in touch!


The new trainees just finished their orientation and are eager to start the academic program. Dr. Wipanee Akarapusit (Winee) from Thailand and Dr. Mayra Maymone (May) from Brazil signed up for the Diploma Program, Dr. Amani Meherig from Libya, Dr. Chanika Kulapatraka (Bee) from Thailand and Dr. Jirapan Anprasertporn (Best; also from Thailand) for the Masters Program, and Dr. Ayman Grada from Libya for the Doctorate Program. Good luck to all of you!

This year is the first time that we are having a trainee from Brazil, which brings the total number of different countries represented by our IGPD trainees to 27! IGPD is now entering its 25<sup>th</sup> year, giving us some good reason to celebrate a big anniversary one year from now.

# *Welcome New International Trainees*

	<p>Wipanee "Winee" Akuraput</p> <p>Medical School: Mahidol University</p> <p>From: Thailand</p>
	<p>Jirapan "Best" Anprasertporn</p> <p>Medical School: Mahidol University</p> <p>From: Thailand</p>
	<p>Ayman Grada</p> <p>Medical School: Al-Fateh University of Sciences</p> <p>From: Libya</p>
	<p>Chanika "Bee" Suchiva</p> <p>Medical School: Chulalongkorn University</p> <p>From: Thailand</p>
	<p>Mayra "May" Maymone</p> <p>Medical School: University of Anhanguera- Uniderp</p> <p>From: Brazil</p>
	<p>Amani Meherig</p> <p>Medical School: University of Tripoli</p> <p>From: Libya</p>

# *Welcome New Faculty*



Amy Chen, M.D

Medical School: Wayne State University, Detroit, MI

Residency: Wright State University, Department of Dermatology



Christina Lam, M.D

Medical School: McGill University School of Medicine

Residency: University of Montreal School of Medicine



Dan Miller, M.D

Medical School: University of Minnesota

Residency: University of California-San Francisco



Neelam Vashi, M.D

Medical School: Northwestern University

Residency: New York University

# Faculty Kudos & Featured News



**Mary Collier, NP:** I traveled to Guatemala for 10 days in February to serve in a medical mission organized by HELPS International, a US based group that has been providing medical care to the people of Central America for 25 years. I worked with 107 volunteers who came from all over the country. As a team, we saw 1500 patients in clinic and operated on 350 patients, correcting congenital defects such as crossed eyes, clubbed feet and cleft palates. I was accompanied on the trip by my daughter, Katy, and by my 82 year old mother, both of whom are also nurses. The trip was a good chance to practice my Spanish and gave me an appreciation for the lives of some of the patients we see in Dermatology who are from the poor areas of Central America.

---

**Meera Mahalingam** was recently elected by the American Society of Dermatopathology as Director of the United States and Canadian Academy of Pathology (USCAP) Companion Meeting for a three year term beginning March, 2014.

---



---

Several residents, together with **Lynne and Andy Goldberg**, participated in the second annual "Wally's wicked good 5k" to benefit the Melanoma Foundation of New England on May 17th.



SID Announces New Editor-Elect for *Journal of Investigative Dermatology*

The Society for Investigative Dermatology (SID) is pleased to announce the appointment of **Barbara A. Gilcrest, MD**, as the twelfth Editor of the *Journal of Investigative Dermatology (JID)*. The official term begins June 1, 2012. John Stanley, MD, Chair of the Search Committee hailed the decision, "Her long career as both an investigative dermatologist, and Dermatology Department Chair, her work as a mentor of young physician scientists, and experience as an author and editor all combined to make her an ideal choice as our new Editor."

---

**Amit Garg** has joined the General Dermatology Curriculum Committee for the American Board of Dermatology. He also became the Chair of the Young Physicians Committee and is also an Observer on the Board of Directors for the American Academy of Dermatology.

---

## *In the Media*

**Emmy Graber, M.D.:**

Diabetes Forecast – May 2012 <http://bit.ly/JoT1o5>

Boston Globe – April 9, 2012

[http://www.boston.com/community/moms/article/s/2012/04/09/what\\_should\\_you\\_do\\_if\\_you\\_get\\_poison\\_ivy/](http://www.boston.com/community/moms/article/s/2012/04/09/what_should_you_do_if_you_get_poison_ivy/)

Daily Glow – April 2, 2012

<http://www.dailyglow.com/ingredient-decoder-petrolatum.html>

Improper Bostonian – April 2012

<http://bit.ly/HrDw0m>

## *Faculty Kudos & Featured News* continued...



Dr. Alani and Dr. Ruenger at Grand Rounds




Dr Phillips, Laurel Morton and Jennifer Powers at the 2012 symposium on advanced wound care meeting in Atlanta. They presented 5 posters and Dr. Phillips chaired a symposium.

## Calendar & Events

New England Dermatological Society  
Clinical Meeting  
Saturday, December 1<sup>st</sup>, 2012  
7:30am – 1:30 pm

Department Holiday Party  
Wednesday, December 19<sup>th</sup>, 2012  
Hyatt Regency Cambridge



# 3rd Annual Family Picnic



# *A Day at the Cape with the Baler's*



# Faculty PUBLICATIONS

Setia N, Abbas O, Sousa Y, Garb JL, **Mahalingam M**. Profiling of ABC-transporters ABCB5, ABCF2 and nestin positive stem cells in nevi, *in situ* and invasive melanoma. *Mod Pathol*. May 4, 2012 [Epub ahead of print]

Hernández-Pérez M, El-Hajahmad M, Massaro J, **Mahalingam M**. Expression of gelatinases (MMP-2, MMP-9) and gelatinase activator (MMP-14) in actinic keratosis and in *in situ* and invasive squamous cell carcinoma. *Am J Dermatopathol*. April 24, 2012 [Epub ahead of print]

Mendese G, Beckford A, Krejci N, **Mahalingam M**, **Goldberg L**, Gilchrist B. Pagetoid Reticulosis in a Prepubescent Boy Successfully Treated with Photodynamic Therapy. *Clin Exp Dermatol*. Apr 30, 2012 [Epub ahead of print]

Biswas A, **Mahalingam M**. Cutaneous clear cell neoplasms: a histopathological reappraisal. *Am J Dermatopathol*, 2012;34:237

**Batrani M**, **Mahalingam M**. Human Papilloma Virus and cutaneous squamous cell carcinoma: the dilemma continues... *Expert Rev Dermatol*. 2012;7:159

**Miller DD**, Yaar R, Posnik O, Karolow W, **Mahalingam M**. Reactive granular histiocytosis secondary to arthroplasty prosthesis – A novel reaction pattern. *J Cut Pathol*. 2012;39:547

Schieke SM, Sharaf M, Lerner A, Rünger TM, **Mahalingam M**. Primary cutaneous CD56 positive lymphoma: A diagnostic conundrum in an unusual case of lymphoma. *J Cut Pathol*. 2012;39:539

Goh C, Biswas A, **Goldberg LJ**. [Alopecia with perineural lymphocytes: a clue to linear scleroderma en coup de sabre](#). *J Cutan Pathol*. 2012;39:518

Decker, A. **Graber, E.M.** "Over-The-Counter Acne Treatments: A Review." *Journal of Clinical and Aesthetic Dermatology*. 5(5); pages 32 - 40. May 2012.

Kent K, **Graber EM**. "Laser Tattoo Removal: A Review." *Dermatologic Surgery*. In press.

A population-based study of hedgehog pathway gene variants in relation to the dual risk of basal cell carcinoma plus another cancer.

<<http://www.ncbi.nlm.nih.gov/pubmed/22677152>>

Jorgensen TJ, Ruczinski I, Yao Shugart Y, Wheless L, Berthier Schaad Y, Kessing B, Hoffman-Bolton J, Helzlsouer KJ, Kao WH, Francis L, **Alani RM**, Strickland PT, Smith MW, Alberg AJ.

Cancer Epidemiol. 2012 Jun 5. [Epub ahead of print] PMID: 22677152 [PubMed - as supplied by publisher]

A population-based study of DNA repair gene variants in relation to nonmelanoma skin cancer as a marker of a cancer-prone phenotype.

<<http://www.ncbi.nlm.nih.gov/pubmed/22581838>>

Ruczinski I, Jorgensen T, Yao Shugart Y, Berthier Schaad Y, Kessing B, Hoffman-Bolton J, Helzlsouer K, Kao WH, Wheless L, Francis L, **Alani R**, Strickland P, Smith M, Alberg A. Carcinogenesis. 2012 May 11. [Epub ahead of print] PMID: 22581838 [PubMed - as supplied by publisher]

A community-based study of nucleotide excision repair polymorphisms in relation to the risk of non-melanoma skin cancer. <<http://www.ncbi.nlm.nih.gov/pubmed/22336945>>

Wheless L, Kistner-Griffin E, Jorgensen TJ, Ruczinski I, Berthier-Schaad Y, Kessing B, Hoffman-Bolton J, Francis L, Shugart YY, Strickland PT, Kao WH, **Alani RM**, Smith MW, Alberg AJ. *J Invest Dermatol*. 2012 May;132(5):1354-62. doi: 10.1038/jid.2012.4. Epub 2012 Feb 16. PMID: 22336945 [PubMed - in process]

Neuropilin-2: a novel biomarker for malignant melanoma? <<http://www.ncbi.nlm.nih.gov/pubmed/21840568>>

Rushing EC, Stine MJ, Hahn SJ, Shea S, Eller MS, Naif A, Khanna S, Westra WH, Jungbluth AA, Busam KJ, Mahalingam M, **Alani RM**. *Hum Pathol*. 2012 Mar;43(3):381-9. Epub 2011 Aug 15.

PMID: 21840568 [PubMed - indexed for MEDLINE]

Bibi Y, **Dejsuphong V**, Brown CM, Davidson W et al. Human Orf virus infection from household exposures - United States, 2009-2011. [MMWR Morb Mortal Wkly Rep](#). 2012 Apr 13;61(14):245-8.

# Staff spotlight & Featured News



*Chrishabbi Marcellus*

Chrishabbi Marcellus joined Brockton Dermatology in August, 2011. She was trained at Lincoln Tech in Brockton and joined our group after obtaining experience at the Mattapan Community Health Center as a Breast Health Patient Navigator/Medical Assistant. She loves being in the human services industry and “believes a kind word and a smile goes a long way in getting patients to feel at ease.”

She enjoys vacationing in northeast and has been to Maine, New Hampshire, Rhode Island, Connecticut and New York. She also likes “just going to the beach.” Chrishabbi comes from a large family and has fun spending time with them. “I’m the fifth of six so it can get a bit hectic.”

Chrishabbi enjoys interior home painting, music, and watching movies. She admits to a “very bad sweet tooth” and loves pasta and sea food. Her son, Christofer, is six years old and is starting first grade this year.



*Audrey O'Neil*

Audrey was promoted to Administrative Manager in the Department of Dermatology last March. In her new role, she is managing the central administrative and operational functions of the Department of Dermatology at 609 Albany Street.

Audrey has been performing many of these functions superbly over the past several months and this promotion is both an acknowledgement of her contributions to date and serves to formalize the Departmental organization moving forward.



*Laura McNeill*

I just graduated from Boston University's School of Hospitality. I am originally from Bucks County, Pennsylvania. I love to travel; I spent a semester in London, where I interned for Jamie Oliver, a famous chef. While I was there I was able to travel to France, Ireland, Holland, Greece and Spain. In my spare time I enjoy cooking, my specialty is eggplant parmesan. I am very excited to be working here in the Dermatology Department and I look forward to getting to know everyone.


# Staff spotlight continued...



*TERESA SANDOVAL*

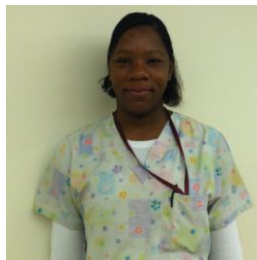
Teresa will celebrate her 5<sup>th</sup> anniversary in Dermatology on August 6<sup>th</sup>. She was recently promoted to Team Leader, in this position she will assist in the management and supervision of the staff at the Shapiro clinic. Develop protocols and consistency amongst staff in the proper care of our patients. She has been a key part of a number of specialty situations here in Dermatology, like phototherapy and wound care.

Teresa resides in Dorchester with her husband, Julio and 2 children. Annette, her daughter, recently graduated from the University of Massachusetts. Tommy, her son, will start college in the fall. Her family is from Guatemala and she just took a trip to visit them.



*KHOA LEE*

I began working at BUMC- Department of Dermatology in March 2012 as a Financial Coordinator. I graduated from Suffolk University with a BS in Finance and minor in Accounting. Prior to joining the Department of Dermatology, I worked as an assistant accountant at Guaranty Fund Management Services. I am fluent in Vietnamese. Outside of work, I like to go to the beach. I also enjoy playing sports including basketball, beach volleyball and fishing.



Shapiro also welcomes **Yolanda Wilson** as a Practice Assistant. She has been transferred to the clinic from the inpatient Rehab floor where she had worked for 10 years!



*Amy Mueller*

I graduated in 2010 from the University of Richmond with a BA in biology and public health. Since graduation I have worked in research at Johns Hopkins and at the Center for Human Genetics at BU. I am currently completing my masters in public health at BU with an emphasis in health law, bioethics and human rights. I am excited about my position at the front desk and appreciative of the opportunity to join the Dermatology department!

# MAKE A **TAX-DEDUCTIBLE** CONTRIBUTION TO BU DERMATOLOGY!

This fall, the Department of Dermatology will host our **2nd Annual Residency Program Phonathon**. Our residents will gather together to make phone calls in the Pochi Library and connect with our alumni, catching them up on departmental events and asking for pledges that will help support activities for our residency training program. Each pledge will be *matched* by Dr. Alani, up to a maximum overall contribution of \$20,000.

**Last year we raised over \$10,000  
thanks to you!**

If you were unable to participate in our Phonathon and would like to donate this year, donations can be made by direct mail (see pledge card to the right), through our secure online website [www.development.bmc.org/dermatology](http://www.development.bmc.org/dermatology) or by calling our Development office at 617-414-5544. Please remember, all donations are tax-deductible.

Your generous donations will be used to help us:

- Send a resident to a dermatology conference to present groundbreaking research
- Help fund a continuing medical education experience for a resident
- Help to purchase textbooks, microscopes, and other educational materials
- Buy a new dermlight for a resident
- Help to fund new up-to-date electronic learning materials for education



I/We want to support the **Department of Dermatology** at  
BMC & BU with a gift to the Residency Education Fund

In the amount of

- ☐ \$200 (*Resident Level*)  
☐ \$500 (*Fellow Level*)  
☐ \$1,000 (*Attending Level*)  
☐ \$5,000 (*Chair Level*)  
☐ Other (please specify)  
\$ \_\_\_\_\_

Secure online donations can be made by visiting  
<http://development1.bmc.org/dermatology>

Please charge my gift (circle one):

Visa Mastercard AmEX Discover

Name \_\_\_\_\_

Account Number \_\_\_\_\_

Address \_\_\_\_\_

Exp. Date \_\_\_\_\_

Security Code \_\_\_\_\_

City \_\_\_\_\_

State \_\_\_\_\_

Zip \_\_\_\_\_

Signature \_\_\_\_\_

Phone \_\_\_\_\_

Email \_\_\_\_\_

**Returning Pledge Card:** Please make **checks payable to Boston Medical Center** and return to the Department of Dermatology, Boston Medical Center, c/o Office of Development, 801 Massachusetts Avenue, First Floor, Boston, MA 02118-2393. All gifts are tax-deductible to the extent allowed by law.

For more information, please contact the Office of Development at (617) 414-5544 or visit our website at [www.bmc.org](http://www.bmc.org)

## photographic services

**Total Body Photography is performed by appointment only.** Please phone **800-801-4240** or **610-992-1770** to schedule a time at a location convenient for you.

**Total Body Photography (TBP) session with 9" x 12" (standard) prints in a digital print portfolio (print book) . . . . \$450**

**Total Body Photography session with 12" x 18" (large view) prints . . . . . \$550**  
**add a CD DermaGraphix viewer . . . . . \$ 45**

*Includes TBP images in a password protected viewer application which provides easy navigation and magnification for review of your images, and serves as a digital back-up to your print book.*

**TBP session and CD viewer only . . . . . \$350**

Prices shown above do not include shipping charges. We request payment at the time services are rendered. We cannot guarantee reimbursement from your insurance company, but we will assist you if help is requested.



## DermaTrak Skin Imaging Centers for Total Body Photography

Supplying comprehensive medical photography services, DermaTrak Skin Imaging Centers provide physicians and patients with Total Body Photography using state-of-the-art, ultra-high resolution digital imaging with extremely fine detail for viewing comparison images in both print and digital formats.

DermaTrak Skin Imaging Centers is headed by Bill Witmer. For 25 years Bill served as director of medical photography for the Department of Dermatology at the University of Pennsylvania, where Bill and physicians Wallace H. Clark and Allan C. Halpern pioneered the use of Total Body Photography as an effective tool for the early detection of melanoma.

DermaTrak Skin Imaging Centers is a division of Canfield Scientific, Inc., the world's largest provider of clinical imaging services for medical and pharmaceutical research.



for appointments or additional information:

**800-801-4240**  
**www.DermaTrak.com**

Bill Witmer, Director  
 Bill.Witmer@DermaTrak.com

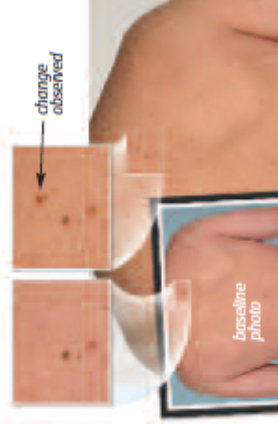
## mole mapping for melanoma screening

If you have received this brochure, your doctor has probably recommended Total Body Photography (TBP) for melanoma screening.

According to the American Cancer Society, over 62,000 new cases of melanoma were diagnosed in this country last year. Statistics from the National Cancer Institute indicate that the incidence of many common cancers is falling, but the incidence of melanoma continues to rise significantly, at a rate faster than that of any of the seven most common cancers. Many melanomas develop as changing moles. When detected and diagnosed early, melanoma is easily cured. Sun precaution and early diagnosis could prevent 100,000 new cases of melanoma.

**"Photography can be one of your greatest allies in early melanoma detection, because it can help detect changes over time."**

— Allan C. Halpern, MD  
 Memorial Sloan Kettering Cancer Center, New York



Your set of baseline images assists in the early detection of changes in existing moles or occurrence of new moles.

Mole mapping by TBP is one of the best ways to document the clinical appearance of your moles for future reference. Leading medical centers and private dermatologists employ Total Body Photography to aid in the early detection of melanoma. TBP can help you and your physician check for changes in

**"Baseline photographs of a patient's skin surface are extremely useful because they enable physicians to make much more informed evaluations about worrisome lesions."**

## PRESCRIPTION FORM Total Body Photography

patient name \_\_\_\_\_  
 date \_\_\_\_\_

diagnosis ☐ 238.2 skin neoplasm of uncertain behavior  
☐ 172.9 malignant melanoma  
☐ V10.82 personal history of melanoma  
☐ V16.8 family history of melanoma  
 CPT code ☐ 96904 whole body integumentary photography

### Total Body Photography session and digital print portfolio (print book)

☐ 9" x 12" color prints — standard  
☐ 12" x 18" color prints — large view  
☐ add CD Viewer (requires TBP session)  
☐ TBP session and CD Viewer only

signature \_\_\_\_\_  
 of prescriber \_\_\_\_\_

Please phone 800-801-4240 for appointment.

0803 12

*a proven tool for the  
 early detection of skin cancer*

# Total Body Photography



see a change, circle the location on the acetate covered print for review with your physician. This form of screening can reveal subtle changes in moles that may be indicative of melanoma in its earliest and most curable phase. Also, TBP may prevent unnecessary biopsies of moles that have not changed when compared to the baseline photos.

## what to expect

Total Body Photography is a medical procedure in which the skin covering most of the body is documented in a series of sectional photos. A typical TBP session takes only a few minutes.

Because it is necessary to remove all clothing for TBP, a staff chaperone accompanies the patient and photographer at all times. In addition, you are welcome to bring a friend or family member with you.

TBP is performed by a professional medical photographer, and **strict confidentiality is maintained at all times.** While the TBP procedure may initially seem awkward and embarrassing, in the long run you should find peace of mind in knowing that you have taken a critical step toward ensuring your good health and well being.

**MULTIDISCIPLINARY CUTANEOUS ONCOLOGY PROGRAM PROVIDING  
STATE-OF-THE-ART CARE UNDER NEW DIRECTION AT BOSTON MEDICAL  
CENTER**

Debjani Sahni, MD is the newly appointed director of Boston Medical Center's Cutaneous Oncology Program and has recently joined the dermatology faculty at Boston University School of Medicine. A British dermatologist, Dr Sahni completed her dermatology residency training at the world class St John's Institute of Dermatology in London, and completed a clinical fellowship in Cutaneous Oncology at Brigham and Women's Hospital, Harvard Medical School. She brings with her, expertise from both sides of the Atlantic together with a dedicated and personalized approach to patient care.



**Debjani Sahni, MD**

*"Dr. Sahni was great. She listened to everything I had to say, let me ask questions, and spoke to me like I am a real person who knows what's going on..... I feel that my appointment with Dr. Sahni really stood out as a positive experience for me here at BMC. The staff are phenomenal in what they do."*  
- JH dermatology patient

**RAPID ACCESS REFERRAL SERVICE**

Our team of experts encompass all aspects of cutaneous oncology: Melanoma and Complex Pigmented Lesions; Cutaneous Lymphoma; High Risk Non-Melanoma Skin Cancer. The services provided are readily accessible to patients with new referrals expedited to clinic within 2 weeks.

At Boston Medical Center we pride ourselves in providing our skin cancer patients with rapid access, coordinated care in our state-of-the-art clinical facilities Shapiro Ambulatory Care Center and Moakley Cancer Care Center. Our multidisciplinary team of physicians includes cutaneous oncology specialists from dermatology, dermatopathology, surgical oncology, medical oncology and radiation oncology. This multispecialty approach ultimately leads to highly coordinated, patient centered, individualized treatment plans that ensure the highest quality clinical care.

**To refer a patient to the Cutaneous Oncology Program please call BMC's Department  
of Dermatology at:**

**617-638-7410**

For more information visit [bmc.org/dermatology.htm](http://bmc.org/dermatology.htm)

**CUTANEOUS ONCOLOGY  
TEAM**



Debjani Sahni, MD

**Melanoma Program**



Rhoda Alami, MD



Michael Stone, MD

**High Risk Non-Melanoma  
Skin Cancer Program**



Deborah Cummins, MD



Adam Lerner, MD



Barbara Glickrest, MD



Minh-Tam Truong, MD

**Cutaneous Lymphoma Program**




Adam Lerner, MD



Minh-Tam Truong, MD

**WE ARE CURRENTLY RECRUITING PATIENTS FOR THE FOLLOWING  
CLINICAL TRIALS:**

- Phase III Randomized Study of Adjuvant Ipilimumab Anti-CTLA4 Therapy vs High-Dose Interferon  $\alpha$ -2b for Resected High-Risk Melanoma
- Randomized Phase II Trial of Carboplatin, Paclitaxel, Bevacizumab, with or without Everolimus for Metastatic Malignant Melanoma
- Phase II Trial of the MTOR Inhibitor Everolimus in Relapsed or Refractory Cutaneous T-Cell Lymphoma
- Randomized Open-Label Phase III Trial of Brentuximab Vedotin (SGN-35) vs MD's Choice (Methotrexate or Bexarotene) in Patients with CD30+ Cutaneous T-Cell Lymphoma



**BOSTON  
MEDICAL  
CENTER**  
EXCEPTIONAL CARE. WITHOUT EXCEPTION.

**BOSTON  
UNIVERSITY**

Boston Medical Center is the primary teaching  
affiliate of Boston University School of Medicine.