


Newsletter

Spring 2011



Message from the Chair

Rhoda M. Alani, M.D.

Herbert Mescon Professor and Chair

Dear Colleagues:

Although we thought it might never happen, springtime has FINALLY arrived in Boston. As I sit in the Baltimore airport preparing this note, I am reminded of why Boston is such a lovely place to live. Here in Baltimore it is already a hot and sticky 90 degrees and it is only April. As we welcome springtime, our thoughts turn to renewal and new growth which is exactly what we are experiencing in the department these days. Over the past year we have seen many new faculty join our department and contribute to this growth. Additional growth has come in the form of expansion of clinical services to new practice sites to fulfill our mission of "Exceptional Care Without Exception" to our greater BMC community. More recently, renewal and growth has come with the announcement of the opening of our new clinic space in the Shapiro Ambulatory Care Center at Boston Medical Center.

We are all so excited to be in such a wonderful, state-of-the-art facility and welcome you to come visit us at an upcoming Grand Rounds session to get to know our new clinical site first-hand and tour the space. We are also planning for an alumni reception to take place in our new clinic space after-hours which will provide many of you a more convenient time to tour the facility. Please watch for those announcements. Other news includes the selection of our latest group of residents to be starting in July 2012. We are thrilled to have matched such outstanding candidates to our program and are all very excited to welcome them soon. Please see our Residency Program Updates section below for more details.

As far as upcoming departmental events go, we are all excited about the G. Robert Baler Visiting Professor Lecture to take place at our Grand Rounds conference in May. Please note that our May conference will be held on the SECOND WEDNESDAY of the month due to a conflict with the annual meeting of the Society for Investigative Dermatology. This year's Baler lecture will be a special treat as we honor our distinguished faculty and alumni at an Acne Symposium, **"Frontiers in Acne Research: Past, Present, and Future"**.

Continued on page 2

CONTENTS

2
Chair's Message
Residency Program
Event Updates

3
Shapiro Move

4
Departmental
Updates

5
Alumni Catch Up
Faculty Kudos

6
New Employees
Featured Staff

7
Publications
Calendar

8
Map

9
Flyer

During the Baler Symposium we will also be formally announcing the establishment of a new departmental award to recognize our faculty engaged in outstanding clinical research and to honor the significant contributions of Dr. Peter E. Pochi and Dr. John S. Strauss to the field of dermatology and the Department of Dermatology at Boston University School of Medicine. We will also be designating our first Pochi-Strauss Clinical Scholar during this meeting. Please make every effort to attend this special lectureship and award ceremony. Finally, I would note that we have designated two residents, Drs. Cindy Bae and Emily Wise, to serve as BU Dermatology Alumni Association Liaisons. I imagine that you have already heard from them regarding a recent survey to better assess our alumni interests and how the department can better engage our alumni community. Please take the time to complete this short online survey which we expect will be very helpful in further developing worthwhile programs to serve our alumni both in the Boston area and worldwide.

On Saturday, April 2nd, we held our Annual Skin Cancer Screening Program at Boston Medical Center. This was a wonderful day for BMC and our department as so many patients were able to be screened in such a wonderful fashion. The event was held in the Moakley building where food and entertainment were provided for patients as well as helpful information on skin cancer prevention and early detection. I was delighted to see so many of our faculty and trainees participating in this truly worthwhile event and felt particularly proud of our departmental and institutional commitment to "Exceptional Care without Exception" on that early Saturday morning. Nearly 200 patients were screened in Dermatology with numerous suspicious lesions being identified including several melanomas. I wanted to thank all of the residents and faculty that volunteered their time on Saturday to participate in the screening for their commitment to this worthwhile program. Special thanks to Deborah Cummins, Molly Collier, and Gary Mendese for organizing the event for Dermatology and getting so many of our terrific residents and faculty on board.

I look forward to seeing you all at our next departmental event.

With warmest regards,



Rhoda M. Alani, M.D.

Herbert Mescon Professor and Chair



Boston University
Cosmetic & Laser
Center's

Special Open
House Event

Last week, the Boston University Cosmetic & Laser Center hosted an Open House. Guests were able to tour the facility, meet our doctors and learn more about what BU Dermatology has to offer. Surrounded by a beautiful reception and gift bags in hand, guests were warmly welcomed by all. The event was well received and every seat in the waiting room was full. Dr. Emmy Graber gave two short presentations on cosmetic procedures and answered questions as needed. Congratulations to all for a successful event!

Residency Program News

RESIDENTS AS LEADERS: We are proud to announce the selection of **Dr. Jennifer Powers** as Chief Resident in Dermatology and **Dr. Stefan Schieke** as Academic Chief Resident. Congratulations to you both!

We concluded our recruitment season with the successful match of 5 outstanding candidates. Joining us in July 2012 will be the following residents:

Rachel Anolik, *University of Pennsylvania*

Meghan Hession, *Columbia University College of Physicians and Surgeons*

Yakir Levin, *Stanford University School of Medicine*

Robyn Marszalek, *Pennsylvania State University College of Medicine*

Olubusayo (Saya) Obayan, *Boston University School of Medicine*

Our thanks go out to all of the residents and faculty that participated in the recruitment effort.

In other news...

Emily Wise (PGY-2) serves on the Board of Trustees for the Melanoma Foundation of New England. She organizes an annual fundraising event in Boston called "Martinis for Melanoma", which this year raised \$8000 for the Foundation. The contributions, which were also supported by several of our own residents and faculty, will go towards the Foundation's melanoma awareness and prevention efforts.

Our move to the Shapiro Center

Updates by James Kennedy

Boston Medical Center's brand new Shapiro Ambulatory Care Center has truly brought a new level of patient care into the Boston community. The Shapiro Center exemplifies Boston Medical Center's mission of "exceptional care, without exception" by providing a welcoming and modern environment for outpatient clinical services. Conveniently located at 725 Albany Street, the nine story building features a quarter million square feet of state-of-the-art clinic space. Upon arrival, the bright and spacious lobby immediately welcomes patients, doctors and staff with a sense of ease and confidence. In addition to the brand new clinical facilities, the Shapiro Center also boasts a spacious patient café, featuring healthy food options and Starbucks Coffee.

The Department of Dermatology began its official move at the beginning of April and successfully opened the clinic doors on Monday, April 18th. Our brand new clinic space now has 16 examination rooms and 6 treatment/procedure rooms. The vast majority of the equipment is brand new, including the computer software and lasers. The open space truly gives the department the ability to run more efficiently and allows for plenty of growth.

In addition to dermatology, other services offered in the Shapiro Building are adult primary care, women's health, orthopaedics, urology, infectious diseases, rheumatology, hand/plastic surgery, pulmonary, surgical specialties and neurosciences, which include neurology, neurosurgery and pediatric neurology.



*(descriptions starting with above photo going clockwise)
Shapiro Ambulatory Care Center Lobby
8th floor waiting area
Dermatology – Clinic area
Patient Examination Room
Charting area*



Key Things to Remember...

- Dermatology is now located on the 8th floor, Suite 8b.
- All important phone numbers have remained the same
 - ➔ Referrals (617) 638-5520
 - ➔ Appointments (617) 638-7420

All Boston Medical Center ancillary services have performed well in affecting this move, with special thanks to Denis Findlay, Lorrie Adamz and Heather Pacheco of BMC Facilities.

We would like to recognize the fantastic staff that we have at the Shapiro Clinic. The staff worked tirelessly for weeks to prepare for the move, all while running clinic at the Doctors Office Building. Setting up clinic over the weekend, opening day was successful and has been ever since. The transition was smooth and the staff worked without missing a single beat. The staff deserves praise for their performance.

- James Kennedy, Manager

First Day in the Shapiro Building: The wonderful clinical staff worked very hard to make the move to the Shapiro building as smooth and efficient as it was and is all smiles and looking forward to working in this beautiful new space



Photo credit: TMR

***Our Amazing Team at the
Shapiro Ambulatory Care Clinic!***

Multidisciplinary Melanoma Clinic and Total Body Photography at BMC

We are pleased to announce the launch of our new multidisciplinary melanoma and pigmented lesion clinics at Boston Medical Center. The Melanoma Program at Boston Medical Center provides coordinated medical care for our patients with melanoma or atypical pigmented lesions in a state-of-the-art clinical facility. Our multidisciplinary team of physicians works closely together to determine individualized treatment plans that provide personalized therapies for our patients. Physicians in the Melanoma Program at Boston Medical Center work closely with administrative staff to coordinate patient visits and assist in enrollment of patients into clinical trials to validate new therapies. Our team of physicians is comprised of pioneers in the clinical treatment of melanoma and world-renowned investigators who use scientific research to improve the early detection, diagnosis and treatment of melanoma.

Dr. Rhoda Alani, director of the Pigmented Lesion and Melanoma Program in Dermatology at Boston Medical Center, will provide dermatologic care to all patients referred to this multidisciplinary clinic.

Dr. Alani is an internationally recognized expert in the management of patients with melanoma and pigmented lesions and in basic and translational melanoma research. She was previously the director of the Pigmented Lesion and Melanoma Program in dermatology at Johns Hopkins Hospital prior to her arrival at Boston Medical Center in 2010. For more information, please visit our website at: <http://www.bmc.org/melanoma.htm>. To arrange an appointment, please call (617) 638-7420

Please also note that beginning this summer, BMC will be offering **Total Body Imaging** for patients with atypical nevi and those at high-risk for melanoma through the DermaTrak Imaging Systems from Canfield Scientific. Please see attached brochure for details. If you would like to refer your patients for imaging, please have your patients contact DermaTrak directly to arrange for a visit: 800-801-4240 or 610-992-1770. Please have your patients mention the Boston Medical Center location (Shapiro Ambulatory Care Center).

Catching up with our Alumni!

Don Grande, MD - *President*

Jag Bhawan, MD - *Faculty Director*

Emily Wise, MD & Cindy Bae, MD - *Resident Liaisons*

Linda Nguyen - *Events Coordinator/Administrative Assistant*

Attention Alumni, we would like to know what you are doing!
Please submit news to budermnewsletter@gmail.com



Many of you think of **Dr. Goldberg** as a faculty member and teacher. But – she did her dermatopathology fellowship here at Boston University, and thus qualifies as an alumnus! Dr. Goldberg grew up in Great Neck, Long Island, a suburb of New York City. She did her undergraduate work at the State University of NY at Binghamton, and attended medical school at Downstate Medical Center in Brooklyn, NY. She then went on to complete a residency in internal medicine at New York University, followed by a dermatology residency at the Albert Einstein College of Medicine in the Bronx. She was fortunate to have been chosen by Dr. Bhawan to come to Boston for her fellowship in dermatopathology. She was invited by Dr. Gilchrest to join the Boston University Department of Dermatology after fellowship, where she remains today as a Professor of Dermatology and Pathology. She lives in Wayland, MA with her husband and two children.

Within the department, Dr. Goldberg splits her time practicing dermatopathology at the Skin Pathology Laboratory and providing patient care at the Hair Clinic of Boston Medical Center. During her 17 years as faculty, she has also worked at East Boston Neighborhood Health Center, South Boston Neighborhood Health Center, Whittier Street Neighborhood Health Center, and the Commonwealth Avenue office.

I caught up with her one morning to ask her the following:

What is the most “bizarre” or “interesting” thing you remember about fellowship?

I remember interviewing for the fellowship in a hard hat, as 609 Albany was just being built. Dr. Kurban told me that I had a good head on my shoulders at my interview. (hopefully he still thinks so!)

What are your interests outside of medicine?

I love the outdoors – hiking, biking, and kayaking.

Anything else you’d like to add?

I am fortunate to have a great job, a supportive husband, and a healthy family. It is too easy to take these things for granted. We should all live our lives to the fullest each day, appreciating everything we have been given.

We want to know your thoughts and opinions!

Please take a few minutes to complete our Alumni Association Survey!

[Click here to begin our survey!](#)

“In recognition of his research merits in the field of photodermatology”, **Dr. Thomas Rünger** has been awarded the

INTERNATIONAL PHOTODERMATOLOGY RESEARCH AWARD 2011.

The prize has been presented at the 46th Congress of the German Dermatologic Society in Dresden on March 30, 2011.

Reza Jacob, Jenny Powers, Michael Powers, Alan Geller and Amit Garg received \$109,100 in funding for one year with the potential for renewal from the Harry J. Lloyd Charitable Foundation to study an educational intervention aimed at increasing the frequency and improving the practice of the integrated skin exam by medical students.

Dr. Vladimir A. Botchkarev has been selected to as a member of the Arthritis, Connective Tissue and Skin Study Section, Center for Scientific Review this summer.

Dr. Phillips took medical assistants Teresa Sandoval and Misty Walden to the Symposium on Advanced Wound Care in Dallas Texas. Over 3000 wound care providers attended the meeting, which is the largest gathering of wound care clinicians in the US.

Dr. Amit Garg was invited to attend the American Academy of Dermatology’s Council on Education strategic planning retreat, and he also participated as Faculty in the AAD’s Leadership Forum. He was appointed Editor of the AAD’s Maintenance of Certification Self Assessment Program. Dr. Garg ran a workshop on skin cancer at the American College of Physicians annual meeting, and he gave Dermatology Grand Rounds at the University of Massachusetts in April.

Faculty Kudos



Photo: Advanced Wound Care Symposium

Welcoming our new staff



Audrey O' Neil is the **Administrative Assistant** who is taking over for Nicholas Bullins. She will be processing and submitting BU applications for faculty appointments, faculty promotions and clinical faculty credentialing forms. She will also process payroll, visa applications and record and track employee vacation and sick time. Before joining the Dept. of Dermatology,

Audrey pursued a passion for skincare and became a licensed Aesthetician. She enjoyed working at a luxury spa on the South Shore where she perfected her customized, soothing facials that gave her clients a chance to fall asleep with her magic touch and wake up with fantastic results. With her masterful make-up artistry, she made brides and their friends beautiful for the wedding day. In addition to her personal style, creative flair and interest in skin care, Audrey brings with her many years of administrative experience in corporate and education environments. When she's not at BU, she's chief academic advocate, social life supporter, favorite foods chef, room re-organizer and number one taxi for two busy teenagers, a son, soon to be 16 and daughter, turning 15 in May. The time she has left for herself is often spent walking on the beautiful beach nearby and just steps away from her home or spent entertaining her large extended family and their friends year round. In fact, a tradition began a few years ago to bring in each new year with family and friends taking a dip at noon to celebrate. She says, "My family loves the beach. Every day the beauty of the sand and ocean offer us the renewal we so deserve. We make time to appreciate it, especially with those we love. Our golden retriever, Red, loves it too!"



Linda Nguyen is our **Events Coordinator**. Throughout the year, Linda will be busy coordinating the four endowed lectureships, coordinate the faculty meetings, the annual research retreat, the annual department wide picnic, and the annual holiday party,

among other social events hosted by the department. Linda also supports Dr. Alani and Jacy Bernal with their daily functions. Originally from Atlanta, Linda earned her degree from Georgia State University in operatic performance with minors in violin and piano. She coordinated concerts for many different organizations and performed around the greater Atlanta area. At the same time, she worked in hospitality and catering. Linda relocated to Boston in January just in time for all the snow. She loves everything about Boston (so far) and is excited to be here in Dermatology. Maybe we can gently persuade Linda to perform for us at one of our social gatherings!!



The newest addition to the administrative staff at 609 Albany Street is our **Administrative Secretary**, Ms **Dianna Drake**. You will find Dianna in the front desk reception area on the first floor. Besides her normal reception duties of directing and screening calls, sorting mail, responding to general department

e-mails, etc., other duties include supporting faculty members with Power Point presentations for meetings, assist with grant applications, provide faculty schedules, and prepare visa applications.

Dianna earned her B.S in psychology from Bridgewater State College. She enjoys furthering her education at any opportunity given and is currently working on her M.S in management. Dianna has lived on the south shore her entire life, only minutes from the beach making it one of her favorite places to relax in the summer months. She also enjoys traveling and seeing different cultures all around the world. In her free time she enjoys browsing the stores and reading about new fashion trends. Dianna is excited and looking forward to her new venture here in Dermatology.

We are very excited to have these three remarkable women join our administrative staff and hope they will enjoy a very long and lucrative stay.

Carolyn Rassias, Administrative Manager

609 Albany's Featured Employee: Fayth Kestenbaum



The Fayth you know . . .

- Sits on the fourth floor
- Sends the monthly Dermatology Grand rounds notice
- Does the CME accreditation for faculty attending Rounds
- Supports four fulltime faculty members
- Coordinates the Dermatopathology fellowship program
- Chips in whenever and wherever help is needed

The Fayth you don't know . . .

- Is an only child born in Boston, MA
- Graduated from Watertown High School
- Is a member of the Wampanoag Tribe of Martha's Vineyard
- Completed undergraduate studies from the University of Vermont
- Is in graduate school at BU for a certificate in fundraising management
- Is the E-news Editor for *Medical Missions for Children* (MMFC)
- Is the events coordinator for MMFC annual fundraising events
- Loves spicy food.... some of her favorites are Mexican, Italian, and Indian
- Loves the movie *Forrest Gump*
- Loves to travel and wants to see the world

The Fayth I know . . .

- Is my IRB guru
- Is extremely efficient in a non-intrusive way
- Does everything with a smile on her face
- Is exceptionally dependable
- Is, simply put, the best of the best!-

-Meera Mahalingam

**Don't forget to check out the
Boston University Medical
Campus website at
www.bmc.org
for information on health
fairs, lectures,
presentations and other
great events!**

Faculty PUBLICATIONS

Garg A, Geller A. [Need to improve skin cancer screening of high-risk patients: Comment on "Skin cancer screening by dermatologists, family practitioners, and internists."](#) *Arch Dermatol* 147(1):44-5, Jan 2011.

Dominguez P, Husni ME, **Garg A**, Qureshi AA. [Psoriatic Arthritis Screening and Evaluation \(PASE\) Questionnaire and the Role of Dermatologists: A Report from the GRAPPA 2009 Annual Meeting.](#) *J Rheumatol* 38(3):548-50, Mar 2011.

Boehncke WH, Gottlieb AB, Krueger GG, Qureshi AA, **Garg A**. [Summary of Minutes of the GRAPPA Meeting Adjacent to the American Academy of Dermatology 67th Annual Meeting.](#) *J Rheumatol* 38(3):553-6, Mar 2011.

Mahalingam M. [Renal transplant, immunosuppression and skin cancer: "The good, the bad and the ugly"](#) *Eur J Dermatol*. 2011 Mar 31. [Epub ahead of print]

Bhawan J. [Non-melanocytic mimics of melanocytic neoplasms.](#) *Histopathology*. 2011 Apr 11. doi: 10.1111/j.1365-2559.2011.03815.x. [Epub ahead of print]

Abbas O, Elpern D, **Goldberg LJ**, **Bhawan J**. [Multiple asymptomatic papules on the dorsum of hands.](#) *Clin Exp Dermatol*. 2011 Apr;36(3):324-6.

Konda S, Beckford A, Demierre MF, **Mahalingam M**. [Primary cutaneous follicle center lymphoma in the setting of chronic lymphocytic leukemia.](#) *Indian J Dermatol Venereol Leprol*. 2011 May-Jun;77(3):314-7.

Rattanasirivilai A, **Kurban A**, Lenzy YM, **Yaar R**. [Cutaneous metastasis of prostatic adenocarcinoma: a cautionary tale.](#) *J Cutan Pathol*. 2011 Feb 10. doi: 10.1111/j.1600-0560.2011.01677.x. [Epub ahead of print]

Rizzo JL, Dunn J, Rees A, **Rünger TM** (2011) No formation of DNA double-strand breaks and no activation of recombination repair with UVA. *Journal of Investigative Dermatology* 131, 1139 – 1148

Gan SD and **Rünger TM** (2011) Dermal fibroblasts internalize elastin to lysosomes via the elastin-binding protein of the elastin-laminin receptor. *Journal of Dermatological Science* 61, 60 – 62

Rünger TM (2011) Is UV-induced mutation formation in melanocytes different from other skin cells? *Pigment Cell & Melanoma Research* 24, 10 – 12

Calendar & Events

Acne Symposium & Baler Lectureship Wednesday, May 11th

8:30-9:00 : Patient viewing (Shapiro Ambulatory Care Clinic)
9:00-9:45 : Case Discussions (Instructional Building, Room R-115)
10:00-11:30 : Guest Lecturers (FGH Ground Conference Room)
Peter E. Pochi, M.D.
John S. Strauss, M.D.
Diane M. Thiboutot, M.D.
Emmy M. Graber, M.D.
11:30-1:00 : Lunch (FGH Ground Conference Room)
5:00-6:00 : Faculty Meeting (Peter Pochi Conference Room)

Grand Rounds Wednesday, June 1st

8:00-9:00 : Patient viewing (Shapiro Ambulatory Care Clinic)
9:00-10:15 : Case Discussion (670 Albany St. Conference Room)
10:15-11:15 : Lecture by Grant J. Anhalt, MD
11:30-12:30 : Faculty meeting


Dermatology Graduation

Wednesday, June 8th - Metcalf Trustee Center
5:30 – 6:30 : 8th Floor Terrace Reception
7:00 – 10:00 : 9th Floor Dinner & Ceremony

Grand Rounds Wednesday, July 6th

8:00-9:00 : Patient viewing (Shapiro Ambulatory Care Clinic)
9:00-10:15 : Case Discussion (670 Albany St. Conference Room)
10:15-11:15 : Lecture by Rhoda M. Alani, M.D.
11:30-12:30 : Faculty meeting

Summer BBQ!
Sunday, July 24th - Larz Anderson Park
3:00pm – 7:30pm
More details coming soon!



For News Submissions, please contact
Linda Nguyen
budermnewsletter@gmail.com

All Calendar events stand unless otherwise noted
Please visit www.bumc.bu.edu/derm/calendar for updates



PLEASE JOIN THE DEPARTMENT OF DERMATOLOGY AT
BOSTON UNIVERSITY SCHOOL OF MEDICINE FOR THE
2ND ANNUAL G. ROBERT BALER
VISITING PROFESSORSHIP LECTURE

“FRONTIERS IN ACNE RESEARCH: PAST, PRESENT, AND FUTURE”

Diane M. Thiboutot, M.D.

Emmy M. Graber, M.D.

John S. Strauss, M.D.

Peter E. Pochi, M.D.

WEDNESDAY, MAY 11TH 2011
BOSTON, MASSACHUSETTS

LECTURE

10:00AM – 11:30AM
820 HARRISON AVENUE
FGH CONFERENCE ROOM

LUNCH*

1 1:30PM – 1:00PM
820 HARRISON AVENUE
FGH CONFERENCE ROOM

*ANNOUNCEMENT OF THE JOHN S. STRAUSS, MD & PETER E. POCHI, MD
CLINICAL SCHOLAR AWARD IN DERMATOLOGY WILL BE PRESENTED AT THIS TIME.

RSVP BY MAY 4, 2011
617-638-5540 OR LINGUYEN@BU.EDU

photographic services

Total Body Photography is performed by appointment only. Please phone **800-801-4240** or **610-992-1770** to schedule a time at a location convenient for you.

Total Body Photography (TBP) session with 9" x 12" (standard) prints in a digital print portfolio (print book) \$450
Total Body Photography session with 12" x 18" (large view) prints \$550
add a CD DermaGraphix viewer \$ 45

Includes TBP images in a password protected viewer application which provides easy navigation and magnification for review of your images, and serves as a digital back-up to your print book.

TBP session and CD viewer only. \$350

Prices shown above do not include shipping charges. We request payment at the time services are rendered. We cannot guarantee reimbursement from your insurance company, but we will assist you if help is requested.



mole mapping for melanoma screening

If you have received this brochure, your doctor has probably recommended Total Body Photography (TBP) for melanoma screening.

According to the American Cancer Society, over 62,000 new cases of melanoma were diagnosed in this country last year. Statistics from the National Cancer Institute indicate that the incidence of many common cancers is falling, but the incidence of melanoma continues to rise significantly, at a rate faster than that of any of the seven most common cancers. Many melanomas develop as changing moles. When detected and diagnosed early, melanoma is easily cured. Sun precaution and early diagnosis could prevent 100,000 new cases of melanoma.

"Photography can be one of your greatest allies in early melanoma detection, because it can help detect changes over time."

*- Allan C. Halpern, MD
Memorial Sloan Kettering
Cancer Center, New York*

DermaTrak Skin Imaging Centers for Total Body Photography

Supplying comprehensive medical photography services, DermaTrak Skin Imaging Centers provide physicians and patients with Total Body Photography using state-of-the-art, ultra-high resolution digital imaging with extremely fine detail for viewing comparison images in both print and digital formats.

DermaTrak Skin Imaging Centers is headed by Bill Witmer. For 25 years Bill served as director of medical photography for the Department of Dermatology at the University of Pennsylvania, where Bill and physicians Wallace H. Clark and Allan C. Halpern pioneered the use of Total Body Photography as an effective tool for the early detection of melanoma.

DermaTrak Skin Imaging Centers is a division of Canfield Scientific, Inc., the world's largest provider of clinical imaging services for medical and pharmaceutical research.



for appointments or additional information:

800-801-4240
www.DermaTrak.com

Bill Witmer, Director

Bill.Witmer@DermaTrak.com

PRESCRIPTION FORM Total Body Photography

patient name _____

date _____

diagnosis ☐ 238.2 skin neoplasm of uncertain behavior
☐ 172.9 malignant melanoma
☐ V10.82 personal history of melanoma
☐ V16.8 family history of melanoma
CPT code ☐ 96904 whole body integumentary photography

Total Body Photography session and digital print portfolio (print book)

☐ 9" x 12" color prints – standard
☐ 12" x 18" color prints – large view
☐ add CD Viewer (requires TBP session)
☐ TBP session and CD Viewer only

signature
of prescriber _____

Please phone **800-801-4240** for appointment.

ORD-12

Total Body Photography

*a proven tool for the
early detection of skin cancer*



see a change, circle the location on the acetate covered print for review with your physician. This form of screening can reveal subtle changes in moles that may be indicative of melanoma in its earliest and most curable phase. Also, TBP may prevent unnecessary biopsies of moles that have not changed when compared to the baseline photos.

what to expect

Total Body Photography is a medical procedure in which the skin covering most of the body is documented in a series of sectional photos. A typical TBP session takes only a few minutes.

Because it is necessary to remove all clothing for TBP, a staff chaperone accompanies the patient and photographer at all times. In addition, you are welcome to bring a friend or family member with you.

TBP is performed by a professional medical photographer, and **strict confidentiality is maintained at all times.** While the TBP procedure may initially seem awkward and embarrassing, in the long run you should find peace of mind in knowing that you have taken a critical step toward ensuring your good health and well being.


"Total Body Photographs taken by trained medical photographers should be used in conjunction with patient education in skin self-examination, as well as regular, thorough skin exams by a physician."

*- Adele Green, MD, PhD
Queensland Institute of Medical
Research, Queensland, Australia*

your existing moles, detect new moles and aid in screening for melanoma.

You will receive a book of photos showing your skin surface in sections and instructions for using your print book. This print book will serve as the baseline for future skin examinations. TBP is usually a one-time investment in your health care that may or may not be covered by your insurance company. You would only need to repeat the TBP if your body underwent significant changes, such as growing to adulthood, pregnancy, extreme weight change, or developing many moles.

The current appearance of your moles can be compared with your baseline TBP photos during your monthly self-examination and on follow-up visits with your physician. If you



Your set of baseline images assists in the early detection of changes in existing moles or occurrence of new moles.

Mole mapping by TBP is one of the best ways to document the clinical appearance of your moles for future reference. Leading medical centers and private dermatologists employ Total Body Photography to aid in the early detection of melanoma. TBP can help you and your physician check for changes in

"Baseline photographs of a patient's skin surface are extremely useful because they enable physicians to make much more informed evaluations about worrisome lesions."