

eValue Optimization Schedule – Steps for accessing your account and initial login

1. Prior to the lottery system opening, you will receive the following email:

To access your eValue account, you will need to create/reset your password. Click [here](#) to request an email to create/reset your password.

If you experience any technical difficulty while logging in, please email your eValue administrator at evaluate@bu.edu

Please find a link to login into eValue.

2. Clicking the “here” in the email will open a window/tab with this message:



We sent your login instructions to your email address on file. Please check your email account for further details.

Close

3. You will then receive this email:

** This message is being sent on behalf of the BUSM eValue Administrator from e-value.net. Please ensure that replies are sent to evaluate@bu.edu or the person listed below. **

You recently requested to create/reset your password for your eValue account. Click the link below to create/reset your password. **Do not double click; this will deactivate the link.**

Name: [REDACTED] TestStudent (MS2)

User Name: [REDACTED]

[Reset Password for Boston University \(\[REDACTED\]\)](#)

The link will expire in 24 hours or when you click it. You may be required to accept the Privacy Policy and the User Agreement before accessing the system.

If the link has expired, request another link [here](#).

If you experience any technical difficulty while logging in, please email your eValue administrator at evaluate@bu.edu

4. When the click the Reset link (not double-click), you'll be taken to a screen to agree to a Privacy Agreement:

The screenshot shows the eValue logo at the top center. Below it is a green button labeled "Download Privacy Policy". A large white box contains the text of the "Ascend Global Privacy Policy". The text explains that the user has visited an Ascend Learning, LLC affiliate or brand website and that the policy explains how Ascend collects, uses, and discloses information. It also states that the policy applies to services provided throughout the world. At the bottom of the white box, there is a checked checkbox and the text "Yes, I Agree. By checking this box, I confirm that I agree to the Privacy Policy." Below this is another green button labeled "Continue".

5. And then accept a User Agreement:

The screenshot shows a green button labeled "Download User Agreement" at the top. Below it is a large white box containing the "eVALUE USER AGREEMENT". The text states that the agreement is a legal agreement between the user and MedHub, LLC, governing the use of eValue services. It lists various services and platforms covered by the agreement. Below the white box, there is a checked checkbox and the text "Yes, I Agree. I have read and understand the eValue User Agreement and Privacy Policy and agree to be bound by all of the terms, conditions and policies described therein, including, but not limited to, the following specific consents:". Two paragraphs of consent text follow: "I consent to the transmission and transfer of my personal information, into the United States, to be processed, stored and maintained on or through MedHub servers located in the United States, as described in the Privacy Policy; and" and "I consent to the collection, use, and disclosure of my data, for the purposes described in the Privacy Policy." At the bottom is a green button labeled "Continue".

6. You will be asked to reset your password, after which you will be prompted to log in using your user name and password.

Reset Password


Password Requirements


At a minimum, your password must:


- Include at least 8 characters, but no more than 30.
- Include at least 3 of the following character-types: lower-case alpha, upper-case alpha, numeric, special characters.

Please note, program-specific security may require more stringent password requirements than those listed above. These requirements will be enforced upon submission.


User Name:

New Password: 

Confirm Password: 



Username

Password 

Institutional Code
Not required unless provided by Program

[< VISIT THE MEDHUB SITE](#) [FORGOT YOUR PASSWORD?](#)

After the initial login, you can access your account directly: www.e-value.net.